

Mynegai Ymchwil Cymunedol 2023



Contents

Rhagair.....	3
Crynodeb gweithredol.....	7
Community Research Index 2022/23	12
Methodology	13
Terminology	13
Summary	14
About us	88

Front cover: North East Wales Chinese Women's Association, Flintshire



African Community Centre, Swansea

Rhagair

Mae ein Mynegai Ymchwil Cymunedol blynyddol yn arolygu mwy na 8,000 o oedolion ledled y Deyrnas Unedig. Mae'n archwilio sut mae pobl ar draws y wlad yn teimlo am eu cymunedau, ac mae'n dweud wrthym ni beth yw eu huchelgeisiau ar gyfer lle maen nhw'n byw. Rwy'n meddwl bod y stori mae'n ei hadrodd eleni yn un positif, llawn gobaith a chyfle, ond hefyd yn un onest sy'n cydnabod yr heriau rydyn ni i gyd yn eu hwynebu.

Rwyf wedi fy nghalonogi gan yr ymdeimlad cryf o gymuned mae'r canlyniadau'n ei ddangos. Mae cysylltiadau lleol yn cryfhau ac mae pobl wir eisiau cymryd rhan yn eu cymunedau drwy wirfoddoli.

Ond mae'r canlyniadau hefyd yn datgelu lle y gallai pethau fynd yn anoddach. Mae cymunedau'n rhagweld y bydd pwysau cynyddol ar wasanaethau sy'n cael eu rhedeg yn lleol, a'r galw cynyddol am fanciau bwyd, cyngor ar ddyledion a chymorth iechyd meddwl.

Wrth gwrs, rydyn ni'n gwybod nad yw'r gobeithion a'r heriau hyn yr un fath i bawb - maen nhw mor amrywiol â'n cymdeithas ei hun. Rwy'n falch o weld bod y manylion o dan y canlyniadau wir yn dangos yr amrywiaeth yma o feddwl, profiad a blaenoriaethau rhwng gwahanol grwpiau, hunaniaethau, cefndiroedd a chymunedau.



Tumble Family Centre, Llanelli

Mae'r adroddiad hwn yn archwilio canlyniadau ein Mynegai Ymchwil Cymunedol yn fanwl, gan dynnu sylw at y canfyddiadau allweddol, yr amrywiaeth yn yr ymatebion, a beth all y canlyniadau ei ddweud wrthym am y ffordd orau o gefnogi cymunedau'r DU eleni ac i'r dyfodol.

Prif uchafbwyntiau

I mi, rhai o'r negeseuon mwyaf o Fynegai Ymchwil Cymunedol 2023 yw:

- Mae pobl ifanc (18-34) yn fwy tebygol o deimlo'n rhan o'u cymuned na rhai dros 35 mlwydd oed, yn fwy tebygol o feddwl bod hyn yn bwysig, a dyma'r grŵp oedran mwyaf tebygol o ddweud eu bod yn bwriadu gwirfoddoli eleni.
- Roedd banciau bwyd (42%), cefnogi pobl hŷn (35%) a chefnogi pobl ifanc (25%) ymysg y meysydd mwyaf poblogaidd a ddewiswyd gan bobl sy'n bwriadu gwirfoddoli, gan ddangos bod cymunedau'n cydnabod lle mae angen y cymorth mwyaf.
- Roedd mwy o bobl (42%) o'r farn bod pandemig COVID-19 wedi cryfhau ysbryd cymunedol na'i wanhau (18%), gan ddangos sut rydyn ni'n dod at ein gilydd i fynd drwy adegau o argyfwng.
- Roedd pobl yn tueddu i feddwl bod eu cymunedau'n gwneud yn dda o'i gymharu ag eraill o ran, ymhlith meysydd eraill, cyfleusterau addysg (72%), gofodau cymunedol (71%), ansawdd bywyd (70%) a lles (62%). Mae hyn yn dangos i ni fod cymunedau ledled y DU yn gweld pethau positif a chryfderau yn eu hardaloedd lleol, er gwaethaf yr heriau y gallai 2023 eu cyflwyno.
- Cymorth gyda chostau byw cynyddol yw un o brif flaenoriaethau pobl ar gyfer eleni. Maen nhw'n disgwyl y bydd galw am fanciau bwyd, elusennau cyngor ariannol a gwasanaethau tai. Dywedodd y rhan fwyaf hefyd eu bod nhw eisoes wedi lleihau eu gwariant eu hunain, mae dros draean (41%) wedi mynd heb wres, mae tri o bob deg (28%) wedi methu prydau bwyd, ac mae chwarter (25%) wedi benthyg arian gan ffrindiau neu deulu.

Perthyn a chefnogi

Roedd y rhan fwyaf o bobl yn teimlo ymdeimlad o berthyn i gymuned ac yn cydnabod bod ysbryd cymunedol go iawn lle roedden nhw'n byw. [Mae'r pethau hyn yn cyfrannu at falchder mewn lle](#), sy'n flaenoriaeth allweddol gan y Llywodraeth ac yn rhywbeth rydyn ni'n ei feithrin trwy ein gwaith.

Mae pobl hefyd eisiau gwneud mwy i gefnogi eraill - mae tua hanner yn bwriadu helpu neu wirfoddoli eleni. Cefais fy nghalonogi o weld bod hyn yn arbennig o boblogaidd ymhlith rhai o'r grwpiau a gafodd eu taro galetaf gan bandemig, COVID-19, gan gynnwys y cymunedau Asiaidd (75%) a Du (72%).

Mae yna arwyddion go iawn o obaith ar gyfer y dyfodol hefyd. Mae pobl ifanc yn dangos y mwyaf o frwdfrydedd dros wirfoddoli, a nhw sydd fwyaf tebygol o flaenoriaethu gweithredu amgylcheddol. Mae hyn yn rhywbeth rydyn ni eisoes wedi'i weld yn ein rhaglenni #iwill ac Our Bright Future, a thrwy ein Tîm Llais Ieuenctid, felly mae'n wych ei weld yn cael ei adlewyrchu ymhlith y cyhoedd yn ehangach yn ein harolwg.

Rwy'n falch o'r amrywiaeth a'r agosatrwydd mae'r canfyddiadau hyn yn eu dangos mewn cymunedau, yn enwedig yn ystod argyfwng costau byw sy'n effeithio

arnom ni i gyd. Mae'n wych gweld y dystiolaeth hon y gall caledi ddod â ni'n agosach at ein gilydd, yn hytrach na'n gwthio ar wahân.

Edrych ymlaen

Fe wnaethon ni hefyd ofyn i bobl feddwl am y dyfodol hirdymor, a sut oedden nhw eisiau i'w cymunedau edrych am y genhedlaeth nesaf. Fe wnaeth pobl dynnu sylw at leihau tlodi, creu strydoedd mawr ffyniannus, gwella mynediad at dai fforddiadwy, a gwella cyfleusterau ieuenctid fel eu nodau pwysicaf.

Mae'r gwahaniaethau mewn ymatebion rhwng gwahanol grwpiau ac ardaloedd hefyd yn bwysig i ni gadw mewn cof. Er enghraifft, roedd tai yn bwysicach i bobl sy'n byw yn Llundain a De-orllewin Lloegr, tra bod cyfleusterau ieuenctid yn fwy tebygol o fod yn flaenoriaeth i'r rhai yn y cymdogaethau mwyaf difreintiedig.

Rwy'n credu mai beth mae hyn yn ei ddweud wrthym ni mewn gwirionedd yw nad oes dull un-maint-i-bawb o ran cynllunio ar gyfer y dyfodol a ffyniant bro mewn cymunedau. Mae gan wahanol bobl a llefydd ofynion gwahanol, gan dynnu sylw at bwysigrwydd ymatebion dan arweiniad y gymuned.

Aros yn gryf

Ar y cyfan, roedd ein canfyddiadau'n gadarnhaol. Mae'r rhan fwyaf o bobl yn credu bod eu cymunedau'n gwneud yn dda o'i gymharu ag eraill ar draws addysg, gofod cymunedol, ansawdd bywyd, iechyd a lles, trafnidiaeth, a throsedd. Mae'n ysbrydoliaeth gweld y positifrwydd hwn o flaen yr hyn a fydd, i lawer, yn flwyddyn anodd.

Ond rydw i hefyd wir yn gwerthfawrogi'r didwylledd mae pobl wedi'i ddangos wrth ddweud wrthym ni ble mae pethau'n gwasgu galetaf, lle mae angen gwella pethau, a beth yw eu gobeithion a'u hofnau. Ar hyn o bryd rydym ni'n adnewyddu ein strategaethfel sefydliad, a'r gonestrwydd hwn yw'r hyn rydym ni ei angen er mwyn gwasanaethu a chefnogi cymunedau yn well wrth symud ymlaen.

Rwy'n gobeithio y bydd canlyniadau manwl ein Mynegai Ymchwil Cymunedol 2023 yn rhoi cipolwg defnyddiol ar sut y gallwn gefnogi a manteisio ar yr optimistiaeth mae pobl yn ei deimlo, a dangos rhai o'r ffyrdd y gall arian y Loteri Genedlaethol ddarparu'r gwasanaethau mae pobl eu hangen, y cyfleoedd maen nhw eu heisiau, a'r newidiadau maen nhw'n eu blaenoriaethu.

David Knott

**Prif Weithredwr,
Cronfa Gymunedol y Loteri Genedlaethol**



David Knott, Prif Weithredwr

Crynodeb gweithredol

Mae ein Mynegai Ymchwil Cymunedol yn rhoi mewnwelediad i sut mae cymunedau ledled y DU yn meddwl ac yn teimlo am eu hardaloedd, yr hyn maen nhw hapusaf ac yn poeni fwyaf amdano, a sut maen nhw am i'w cymdogaethau edrych wrth symud ymlaen.

Mae hefyd yn rhoi gwybodaeth allweddol i ni am y gwahaniaethau a'r tebygrwydd yn y safbwyntiau hyn yn dibynnu ar oedran, rhyw, rhywioldeb, cefndir ethnig, grŵp economaidd-gymdeithasol, iechyd meddwl ac anabledd corfforol pobl.

Mae'r rhain yn fanylion gronynnog a all ein helpu ni a llunwyr polisi mewn ystod o feysydd i sicrhau bod ein gwaith yn berthnasol ac yn diwallu anghenion pawb mewn cymdeithas.

Canfyddiadau allweddol

Amgylchedd ffisegol

Rydym ni am i gymunedau ffynnu a llwyddo, ac i'w trigolion deimlo bod hyn yn realiti ar hyn o bryd ac yn bosibilrwydd yn y dyfodol. Mae hyn yn golygu ei bod yn bwysig i ni nodi'r nodweddion a'r newidiadau sydd fwyaf tebygol o adeiladu ymdeimlad o optimistiaeth am y dyfodol.

Mae gan yr amgylchedd cymdogaeth ffisegol rôl bwysig i'w chwarae o ran pa mor gadarnhaol mae pobl yn teimlo am ardal, ac mae [dysgu o'n grantiau](#) wedi cadarnhau ei fod yn gyfrannwr allweddol at falchder mewn lle.

Pan ofynnwyd iddynt pa agweddau ar yr amgylchedd ffisegol sydd bwysicaf i'w cymuned leol ffynnu a llwyddo yn y flwyddyn i ddod, rhestrodd ymatebwyr: diogelwch ar y strydoedd (70%); cadw'r ardal yn edrych yn neis (62%); lleoedd i bobl ifanc fynd a phethau i'w gwneud (61%); gweithgareddau cymunedol sy'n dod â phobl ynghyd (53%); a mynediad at fannau gwyrdd naturiol (51%) fel yr opsiynau mwyaf poblogaidd.

Nid yw'r blaenoriaethau hyn yr un fath i bawb — roedd menywod a phobl anabl yn fwy tebygol na dynion a phobl nad ydynt yn anabl o flaenoriaethu diogelwch, tra bod cadw'r ardal i edrych yn braf yn llai o flaenoriaeth i bobl ifanc (dan 35 mlwydd oed).

Er hynny, mae'r ymatebion yn dweud wrthym ni fod pobl yn gweld yr amgylchedd ffisegol fel mwy na pharthau difywyd yn unig. Maen nhw'n ei ystyried yn gasgliad o fannau rhyngweithiol lle dylai pobl deimlo'n ddiogel ac yn cael eu hannog i dreulio amser gyda'i gilydd, a lle gall gweithgareddau cymunedol ddyfnhau bondiau cymunedol.

Lles Cymunedol

Yn unol â'r ffocws hwn ar brofiad ochr yn ochr â darpariaeth ymarferol, pan ofynnwyd i bobl pa nodweddion sy'n cyfrannu at les cymunedol sydd bwysicaf ar gyfer y flwyddyn i ddod, fe wnaeth ymatebwyr flaenoriaethu: cefnogi pobl â chostau byw cynyddol (55%); lleihau unigrwydd ac unigedd (53%); pobl yn gofalu ac yn cadw llygad allan am y naill a'r llall (50%); atal trais ieuenctid (42%); a darparu gwasanaethau ar gyfer iechyd meddwl (42%).

Mae rhai o'r blaenoriaethau hyn yn gysylltiedig â'i gilydd. Er enghraifft, rydym ni'n gwybod bod [yr argyfwng costau byw wedi gwaethygu unigrwydd](#), p'un ai trwy leihau incwm gwario pobl ar gyfer gweithgareddau cymdeithasol, ei gwneud yn ofynnol i bobl ymgymryd â gwaith ychwanegol, neu gau amwynderau cymdeithasol.

O fewn y canlyniadau hyn, gwelsom hefyd fod pobl anabl a phobl yng [ngradd gymdeithasol E NRS](#) yn fwy tebygol na phobl nad ydynt yn anabl a'r rhai mewn graddau cymdeithasol eraill i flaenoriaethu cymorth gyda chostau byw. Mae hyn yn adlewyrchu ymchwil sy'n dangos y gallai [pobl anabl](#) a'r [rhai yn yr ardaloedd mwyaf difreintiedig](#) fod wedi cael eu taro'n galetach gan yr argyfwng costau byw.

Yn fwy cadarnhaol, mae'r pwysigrwydd a roddodd ymatebwyr i ofalu ac edrych allan am y naill a'r llall yn dangos, er bod cymunedau'n ymwybodol o'r heriau maen nhw'n eu hwynebu, eu bod hefyd yn cydnabod y gallant helpu ei gilydd i oroesi a ffynnu drwyddynt. Mae hyn yn dangos pwysigrwydd helpu cymunedau i ddod at ei gilydd yn ystod cyfnod heriol, yn enwedig i'r rhai mwyaf agored i niwed mewn cymdeithas.

Ymdeimlad o berthyn

Pan ofynnwyd iddynt a oeddent yn teimlo fel rhan o'u cymuned leol, dywedodd tri chwarter (74%) yr ymatebwyr ydw. Roedd y mwyafrif (58%) hefyd yn teimlo bod ymdeimlad cryf o ysbryd cymunedol lle'r oeddent yn byw, ac roedd saith o bob 10 (69%) yn teimlo ei bod yn bwysig teimlo fel rhan o'r gymuned leol.

Mae gwahaniaethau o fewn cymunedau a rhanbarthau - roedd pobl mewn graddau economaidd-gymdeithasol mwy difreintiedig yn llai tebygol o deimlo ymdeimlad o berthyn cymunedol (71% C2DE yn erbyn 77% ABC1) neu o'i ystyried yn bwysig (65% C2DE yn erbyn 73% ABC1), o'i gymharu â'r rhai mewn graddau economaidd-gymdeithasol llai difreintiedig.

Yn yr un modd, canfu ymatebwyr gwyn fod perthyn i'r gymuned yn llai pwysig ar gyfartaledd na'r rhai o gefndiroedd ethnig lleiafrifol (68% yn erbyn 76% ar gyfer ymatebwyr hil gymysg, 80% ar gyfer ymatebwyr Du, ac 82% ar gyfer ymatebwyr Asiaidd). Mae hefyd yn nodedig bod pobl sy'n byw yn Lloegr yn fwy tebygol o deimlo nad oes ymdeimlad cryf o ysbryd cymunedol lle maen nhw'n byw (net 39%) na'r rhai yn yr Alban (34%), Cymru (33%) a Gogledd Iwerddon (31%).

Er bod y canlyniadau brig yn gadarnhaol ar y cyfan, mae gwersi i ni o hyd yn y manylion dyfnach. O'r ymatebwyr a ddywedodd eu bod nhw'n teimlo fel rhan o'u cymuned, dim ond un o bob tri (34%) a ymatebodd 'ydw, yn fawr iawn', tra dywedodd pedwar o bob 10 (41%) 'ydw, ond dim cymaint ag yr hoffwn i'. Mae'n amlwg bod bwlch yma, ac mae pobl yn ymwybodol ohono.

Un o'r nifer o ffyrdd mae ein deiliaid grant yn mynd i'r afael â hyn yw trwy ddarparu cyfleoedd gweithredol i bobl ddefnyddio eu hamser, eu hymdrech a'u sgiliau i gymryd rhan yn y gymuned. Mae hyn yn aml yn digwydd ar ffurf gwirfoddoli, rydym [ni'n cefnogi hyn drwy gyfran sylweddol o'n grantiau.](#)



Laughing Yoga, England

Blwyddyn y gwirfoddolwr?

Mae ymchwil gan Pro Bono Economics wedi rhagweld y gallai 2023 fod yn **'flwyddyn y gwirfoddolwr'**, yn rhannol oherwydd ymchwydd mewn brwdfrydedd ymhlith pobl ifanc, ac mae canfyddiadau ein Mynegai Ymchwil Cymunedol yn cefnogi hyn. Yn benodol, dywedodd hanner ein hymatebwyr (49%) eu bod nhw'n bwriadu helpu neu wirfoddoli yn eu cymunedau lleol yn 2023, gyda'r grŵp oedran 18-34 y mwyaf tebygol o ymateb 'ydw' (net 66%).

Roedd sawl nodwedd gyffelyb rhwng perthyn i'r gymuned a bwriadau gwirfoddoli. Roedd pobl yn Llundain, er enghraifft, yn fwy tebygol na'r rhai mewn rhanbarthau eraill yn Lloegr o feddwl ei bod yn bwysig teimlo'n rhan o'r gymuned leol, a rhoi gwybod am fwriad i wirfoddoli. Mae'r un peth yn berthnasol i gymunedau Asiaidd a Du, o'u cymharu ag ymatebwyr gwyn.

Gofynnwyd hefyd i'r rhai sy'n bwriadu gwirfoddoli ym mha faes yr oeddent yn ystyried helpu, a'r rhai mwyaf poblogaidd oedd: banciau bwyd (42%); siopau elusen (39%); cefnogi pobl hŷn (35%); cefnogi pobl ifanc (25%); a lles anifeiliaid (20%).

Unwaith eto, mae'n amlwg bod cymunedau'n cydnabod lle mae'r hinsawdd economaidd bresennol yn gwasgu galetaf, gyda **phobl hŷn** a **phobl ifanc** ymhlith y ddemograffeg sy'n cael eu heffeithio fwyaf gan yr argyfwng costau byw. Mae'r pwysigrwydd a roddir i les anifeiliaid, ar y llaw arall, yn ein hatgoffa

bod yna bethau sy'n bwysig iawn i gymunedau nad ydynt o reidrwydd yn ddibynnol ar newid mewn amgylchiadau economaidd.

Y sefyllfa

Yn ogystal â gofyn i bobl sut maen nhw'n gweld pethau'n siapio yn y flwyddyn i ddod, gofynnwyd hefyd sut roedden nhw'n gweld eu cymunedau lleol o gymharu ag eraill. Mae hyn yn rhoi golwg ehangach i ni o deimladau pobl mewn perthynas â'u meincnodau canfyddedig eu hunain.

Roedd yr ymateb net wrth gymharu cymunedau ymatebwyr ag eraill yn gadarnhaol. Roedd mwy o bobl (y mwyaf yn y rhan fwyaf o achosion) yn teimlo bod eu cymunedau'n gwneud yn 'dda' yn hytrach na 'ddim yn dda' o ran: mynediad i fannau gwyrdd (net 79% 'da' yn erbyn 18% 'ddim yn dda'); cyfleusterau addysg (72% yn erbyn 21%); manau cymunedol (71% yn erbyn 26%); ansawdd bywyd (70% yn erbyn 25%); iechyd a lles (62% yn erbyn 30%); rhwydweithiau trafndiaeth (61% yn erbyn 26%); trosedd ac ymddygiad gwrthgymdeithasol (54% yn erbyn 41%); swyddi (47% yn erbyn 41%); a chyfleoedd bywyd (47% yn erbyn 40%).

Fodd bynnag, roedd rhai achosion pryder hefyd. Mae'n nodedig bod yr ymatebion net yn agos iawn ar gyfer swyddi (net 47% 'da' yn erbyn 41% 'ddim yn dda') a chyfleoedd bywyd (47% yn erbyn 40%).

Roedd ymatebwyr hefyd yn fwy tebygol o ddweud bod eu cymuned leol yn gwneud 'ddim yn dda' (49%) yn hytrach nag yn 'dda' (43%) o ran argaeledd tai. Mae'r rhai yng ngraddau cymdeithasol C2, D ac E NRS, ac yn Llundain a De-orllewin Lloegr, yn fwy tebygol na'r rhai yng ngraddau A, B a C1, a rhanbarthau eraill yn Lloegr, o adrodd nad yw eu cymuned leol yn gwneud yn dda o ran argaeledd tai.

I'r dyfodol

I gyllidwyr ac i lunwyr polisi yn ehangach, efallai bod deall teimladau cymunedol fwyaf defnyddiol yng nghyd-destun agwedd hirdymor. Mae angen i ni wybod sut mae canfyddiadau cyfredol a thymor byr yn cyd-fynd â sut mae pobl yn gweld pethau'n mynd yn y dyfodol.

Pan ofynnwyd iddynt pa newidiadau yr hoffent eu gweld ar gyfer y genhedlaeth nesaf, tynnodd ymatebwyr sylw arbennig at y canlynol: llai o dlodi ac amddifadedd (50%); strydoedd mawr ac ardaloedd siopa ffyniannus (49%); gwell mynediad at dai fforddiadwy (49%); gwell cyfleusterau ieuencid (42%); a gwell gofal cymdeithasol (42%).

Gan gydnabod bod cynlluniau ffyniant bro Llywodraeth y DU yn un o benderfynyddion allweddol y dyfodol hirdymor, yn enwedig ar gyfer y cymunedau mwyaf difreintiedig, gofynnwyd hefyd beth oedd pobl yn ei weld fel y ffactorau pwysicaf o ran ffyniant bro.

Yr ymatebion mwyaf poblogaidd oedd: lefelau llai o dlodi ac amddifadedd (61%); mwy o fynediad i dai fforddiadwy (59%); ystod dda o gyfleoedd cyflogaeth a hyfforddiant (55%); adfywio strydoedd mawr a chanol trefi (52%); a gwell cysylltiadau trafndiaeth (44%).

Er eu bod nhw'n tynnu sylw at heriau difrifol, mae'r ymatebion i'r ddau gwestiwn uchod hefyd yn cyflwyno llwybr a arweinir gan y gymuned i ddyfodol mwy teg. Yn benodol, mae amlygrwydd tlodi, tai ac adfywio'r stryd fawr yn dangos i ni fod cymunedau'n cydnabod y cysylltiad rhwng ffyniant bro ac economïau lleol gwell. Mae hwn yn gyd-destun defnyddiol ar gyfer negeseuon ynghylch mentrau ffyniant bro.

Mae'r rhagolwg hirdymor hwn yn cyd-fynd â'r darlun ehangach a amlinellwyd gan ein Mynegai Ymchwil Cymunedol 2023. Nid yw'r canlyniadau'n dangos cymdeithas sy'n rhydd o anawsterau a phryderon, yn y presennol ac ar gyfer y dyfodol. Ar yr un pryd, fodd bynnag, mae gwydnwch a phositifrwydd gwirioneddol yn rhedeg drwy'r ymatebion, gan adlewyrchu cymunedau sy'n deall natur yr heriau maen nhw'n eu hwynebu.

Nid yw'r ystadegau'n unig yn dweud wrthym ni sut i fynd i'r afael â'r heriau hynny, ond gallant helpu cyllidwyr, llunwyr polisi, awdurdodau lleol ac asiantaethau statudol i lunio ymatebion a arweinir gan y gymuned sy'n cael effaith wirioneddol yn lleol ac yn genedlaethol.

Community Research Index 2022/23

Research undertaken by
Savanta and commissioned
by The National Lottery
Community Fund



Isaro Community Initiative, Scotland

Methodology

Savanta ComRes interviewed **8,968** adults from across the **UK** via a **10-minute online survey**. This including boosted samples of 1,285 in Wales, 1,197 in Scotland, and 625 in Northern Ireland.

Fieldwork took place between **2 and 28 November 2022**. The first wave of the Community Research Index (CRI) was conducted between 27 November and 8 December 2020, while the second took place between 7 and 22 September 2021.

Interlocking quotas were set for the nine English regions, Scotland, Wales and Northern Ireland for age, gender and ethnicity, with boosts to ensure sufficient Black, Asian and Mixed respondents for independent analysis. Quotas were also set within England, Scotland, Wales and Northern Ireland for respondents living in ‘areas of deprivation’, defined as deciles one to three of the Index of Multiple Deprivation (IMD). Data was weighted to be **demographically representative of UK adults** by gender, age, region, social grade, ethnicity and region.

Please note that where the term ‘significant’ has been used, this refers to figures that are statistically significant to a confidence level of 95%. Significant differences between demographic groups are also indicated by letters and arrows above the charts.

[National Lottery Community Fund - CRI: Overall tables](#)

Terminology

Term	Definition
ABC1	Higher socioeconomic grades. Defined as people in households where the chief income earner is working in, or is retired from, a white collar job, including supervisory or managerial roles, administrative roles and people in the professions. Also includes students.
C2DE	Lower socioeconomic grades. Defined as people in households where the chief income earner is working in, or is retired from, a manual job (both skilled and unskilled), the unemployed, and housewives/husbands.
More deprived area	Defined as people living in small areas/neighbourhoods that have a score in the 2019 Index of Multiple Deprivation that places those areas in the lowest three deciles (deciles one to three).
Less deprived area	Defined as people living in small areas/neighbourhoods that have a score in the 2019 Index of Multiple Deprivation that places those areas into deciles 4-10.

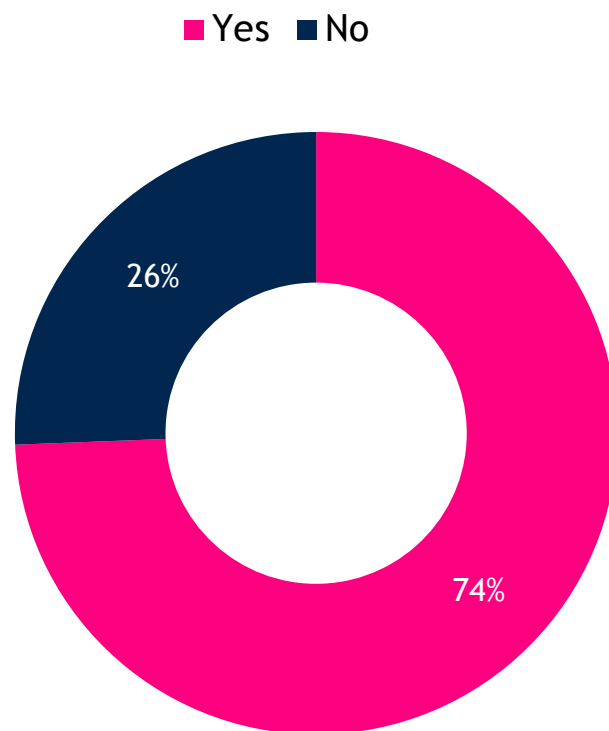


Summary

Energy Garden, England

Three in four respondents say they feel like they are part of their local community

The proportion of respondents who say they feel like they are part of their local community

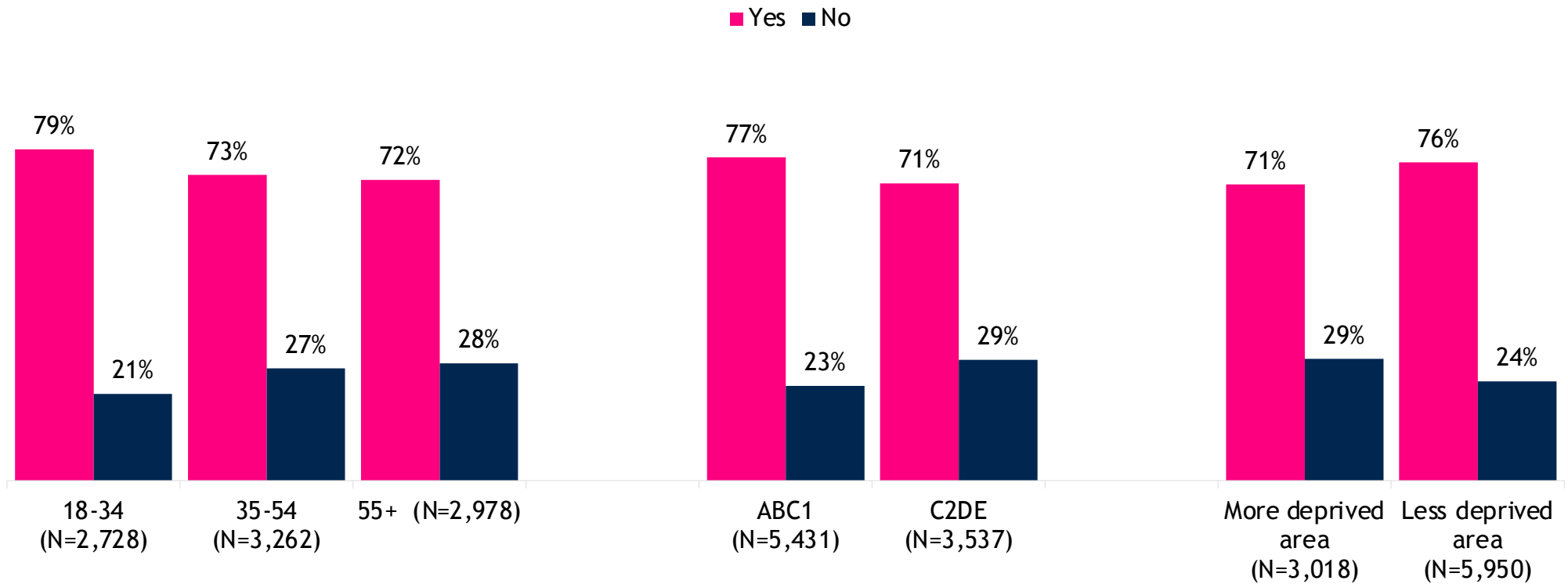


Q1. Do you feel like you are a part of your local community?

Base: All respondents (n=8968)

18-34s and those in higher socioeconomic grades (SEGs) are more likely to say they feel part of their local community than over 35s and those in lower SEGs

The proportion of respondents who say they feel part of their local community, by age and SEG

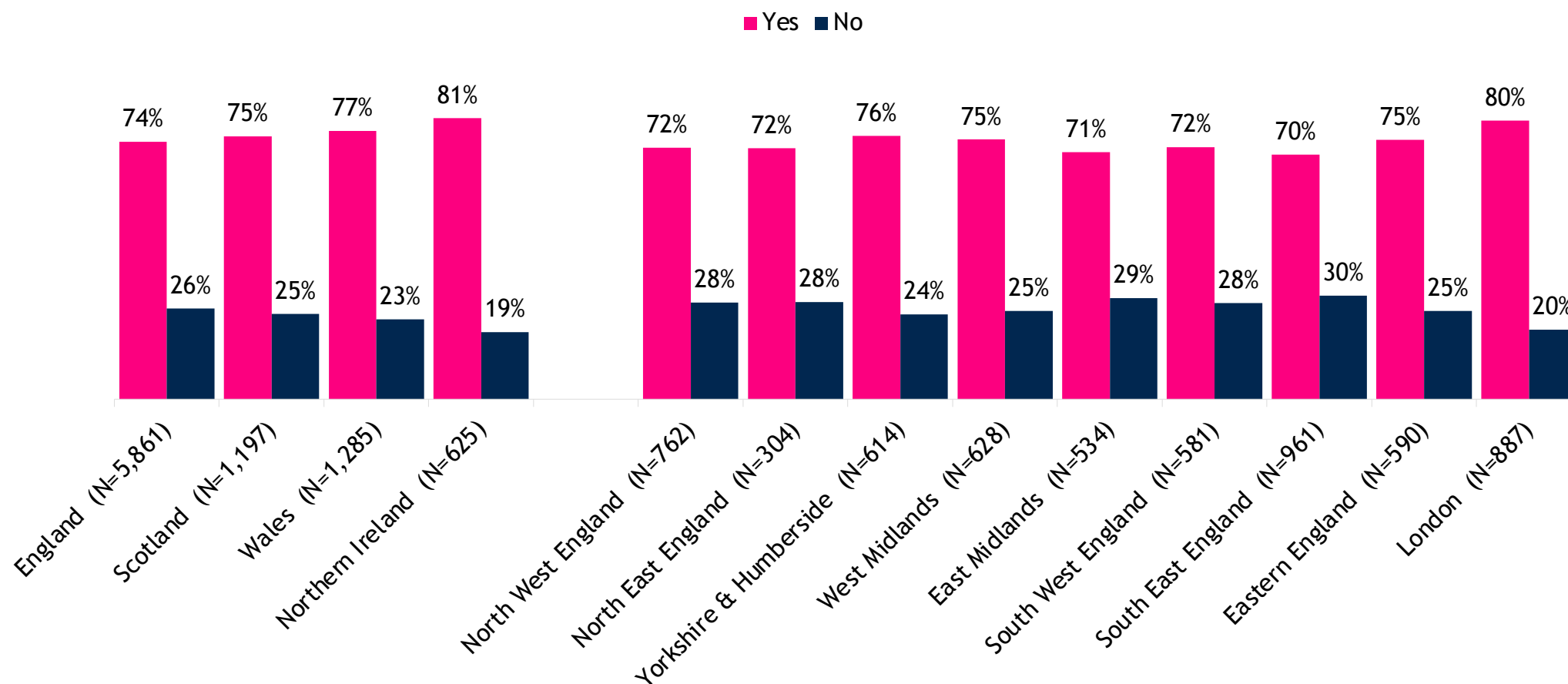


Q1. Do you feel like you are a part of your local community?

Base: Respondents in each age, SEG, and deprivation level

Respondents in Northern Ireland/London are more likely than those in the other countries of the UK/regions of England to say they feel part of their local community

The proportion of respondents who say they feel like they are part of their local community, by region



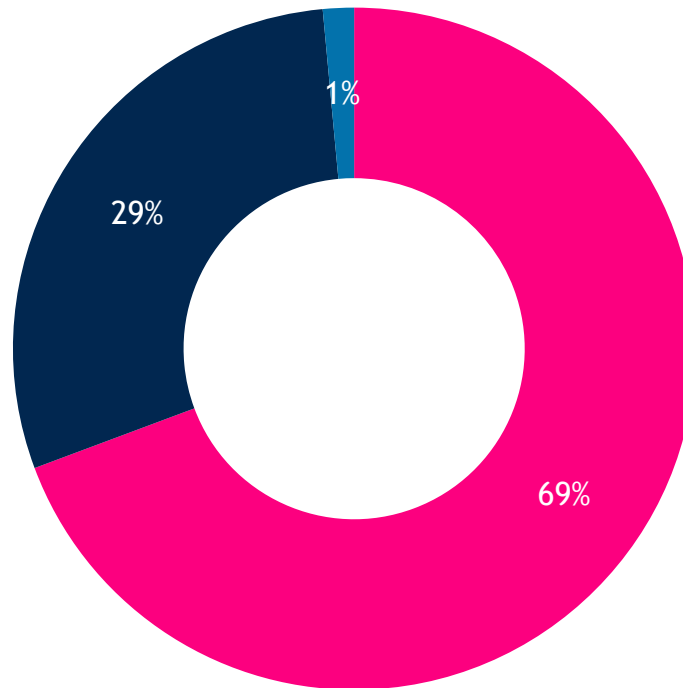
Q1. Do you feel like you are a part of your local community?

Base: Respondents in each country and region

Seven in ten respondents say that it is important that they feel part of their local community

The proportion of respondents who say it is important or not to feel part of their local community

■ Very/fairly important ■ Not very/not at all important ■ Don't know

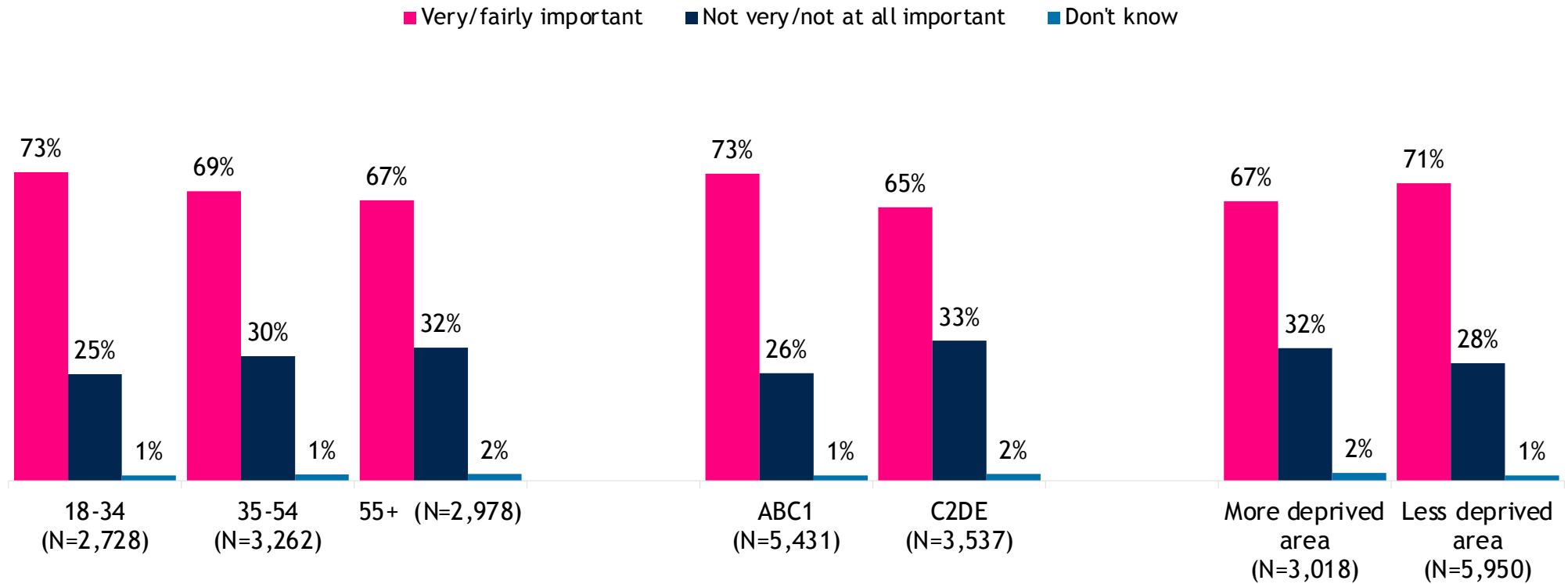


Q2. How important, if at all, is it to you that you feel part of your local community?

Base: All respondents (n=8968)

Younger people and those in higher SEGs are more likely than older people and those in lower SEGs to say that it is important for them to feel part of their local community

The proportion of respondents who say it is important or not to feel part of their local community, by age and SEG

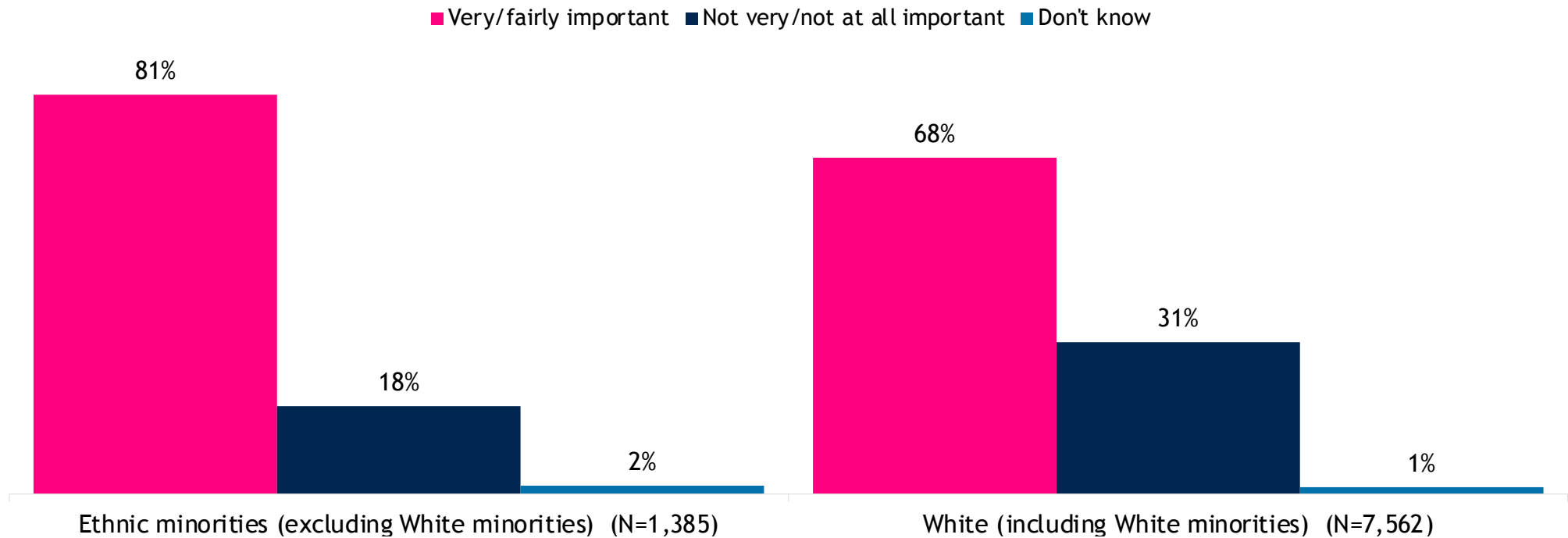


Q2. How important, if at all, is it to you that you feel part of your local community?

Base: Respondents in each age, SEG, and deprivation level

White respondents are less likely to say community belonging is important than those from minority ethnic backgrounds

The proportion of respondents who say it is important or not to feel part of their local community, by ethnic group

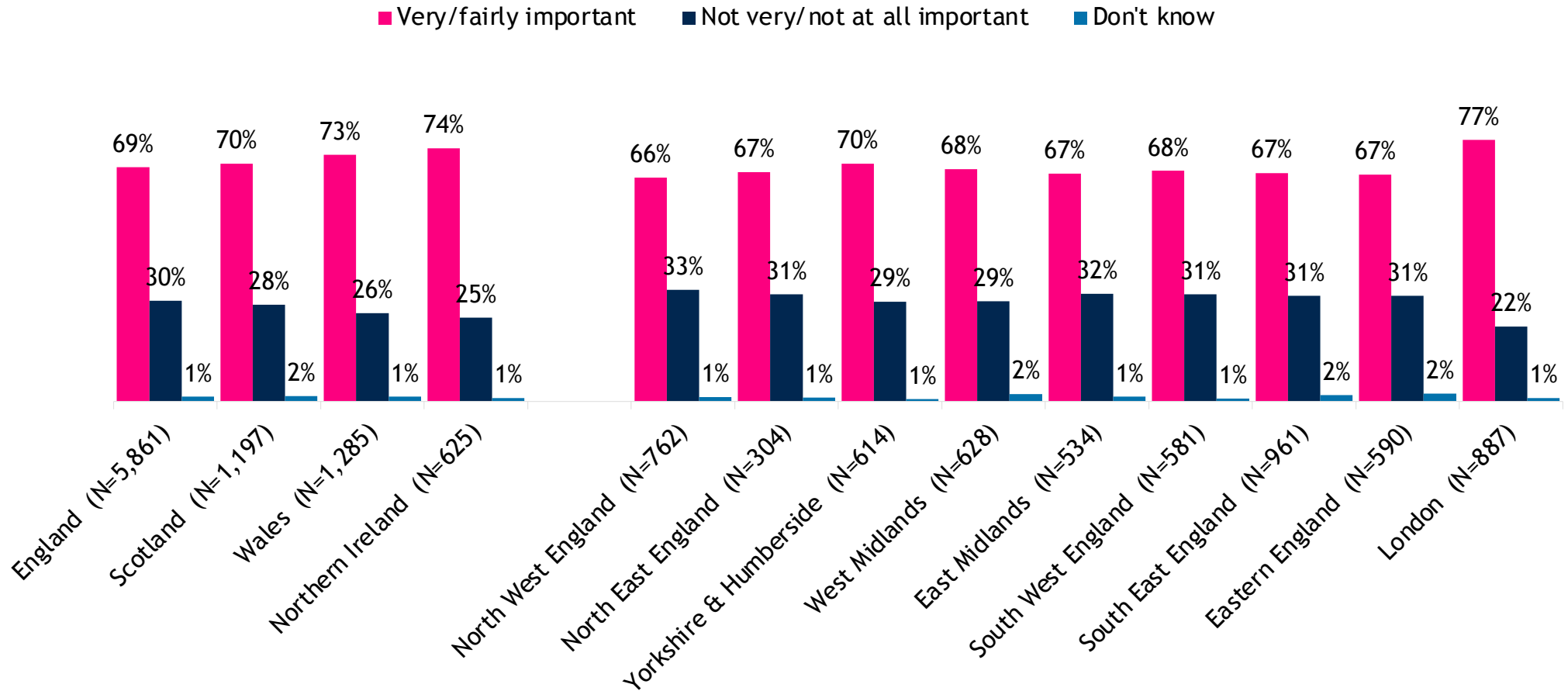


Q2. How important, if at all, is it to you that you feel part of your local community?

Base: Respondents in each ethnic group

Respondents in London are more likely than those in other English regions to say it is important to feel part of the local community

The proportion of respondents who say it is important or not to feel part of their local community, by region

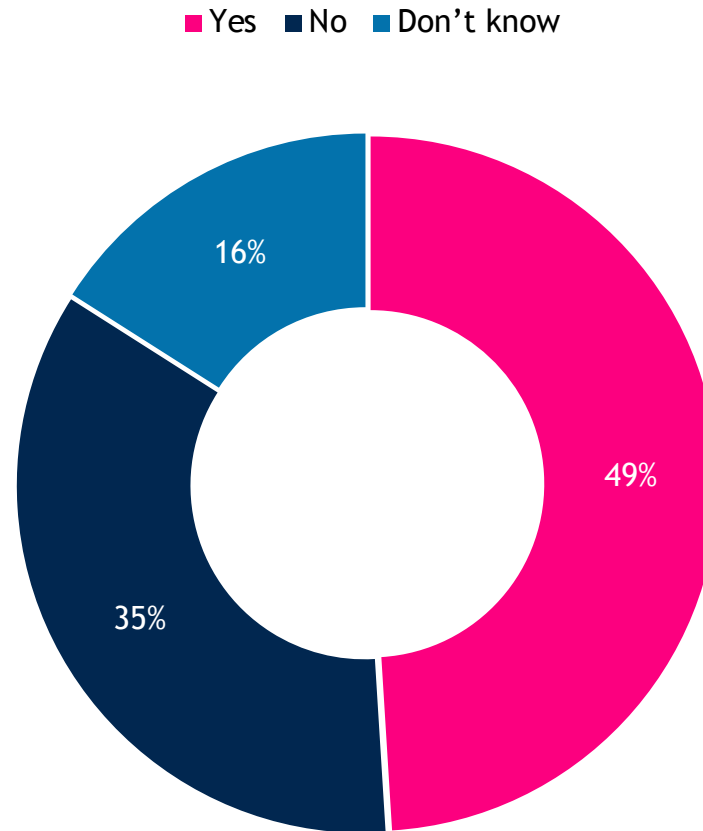


Q2. How important, if at all, is it to you that you feel part of your local community?

Base: Respondents in each country and region

Half of all respondents intend to help out or volunteer in 2023

The proportion of respondents who intend to help out or volunteer in 2023



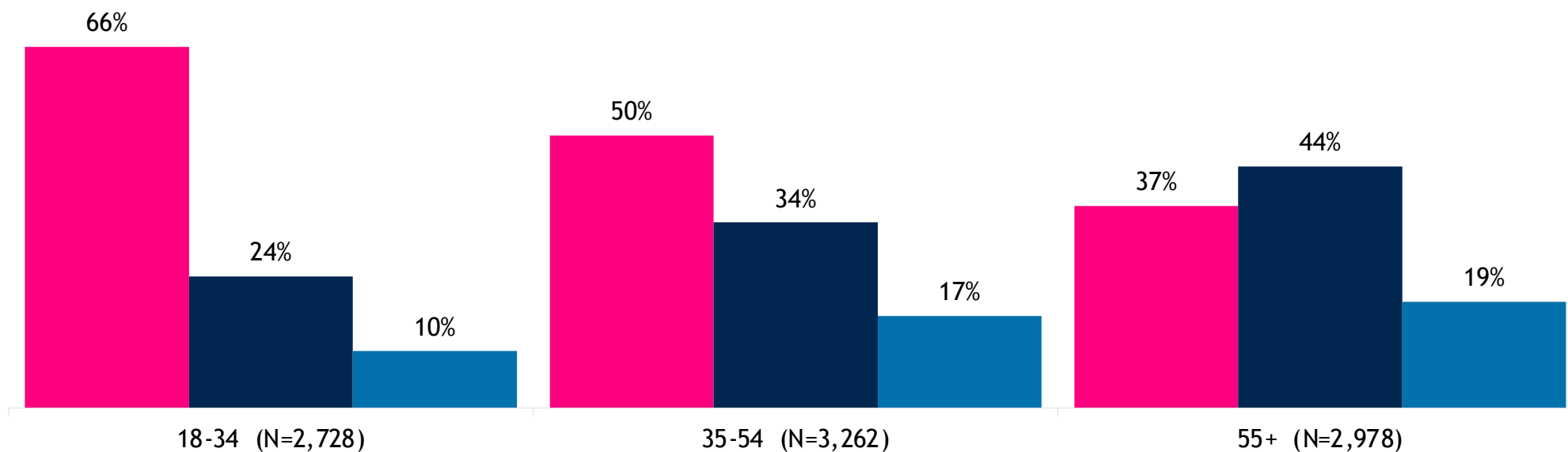
Q3. Thinking of next year (2023) do you intend to help out or volunteer in your local community?

Base: All respondents (n=8968)

Two thirds of 18-34s intend to help out or volunteer in 2023

The proportion of respondents who intend to help out or volunteer in 2023, by age group

■ Yes ■ No ■ Don't know

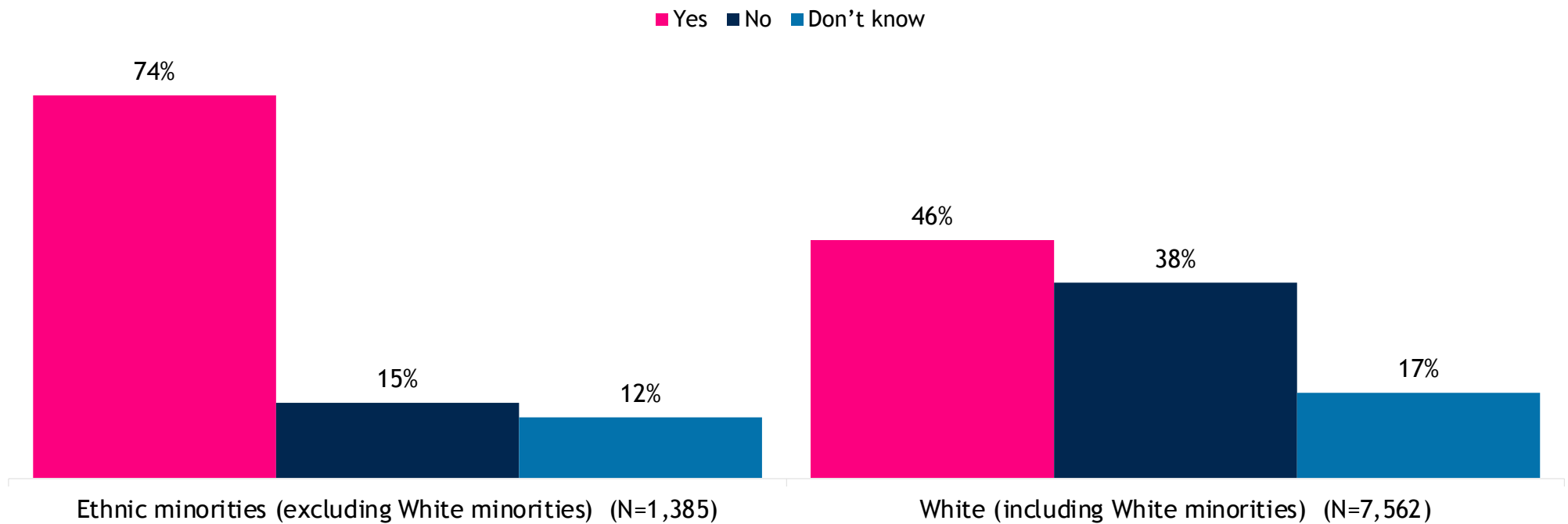


Q3. Thinking of next year (2023) do you intend to help out or volunteer in your local community?

Base: Respondents in each age group

Seven in ten respondents in all ethnic minority groups intend to help out or volunteer in 2023

The proportion of respondents who intend to help out or volunteer in 2023, by ethnicity

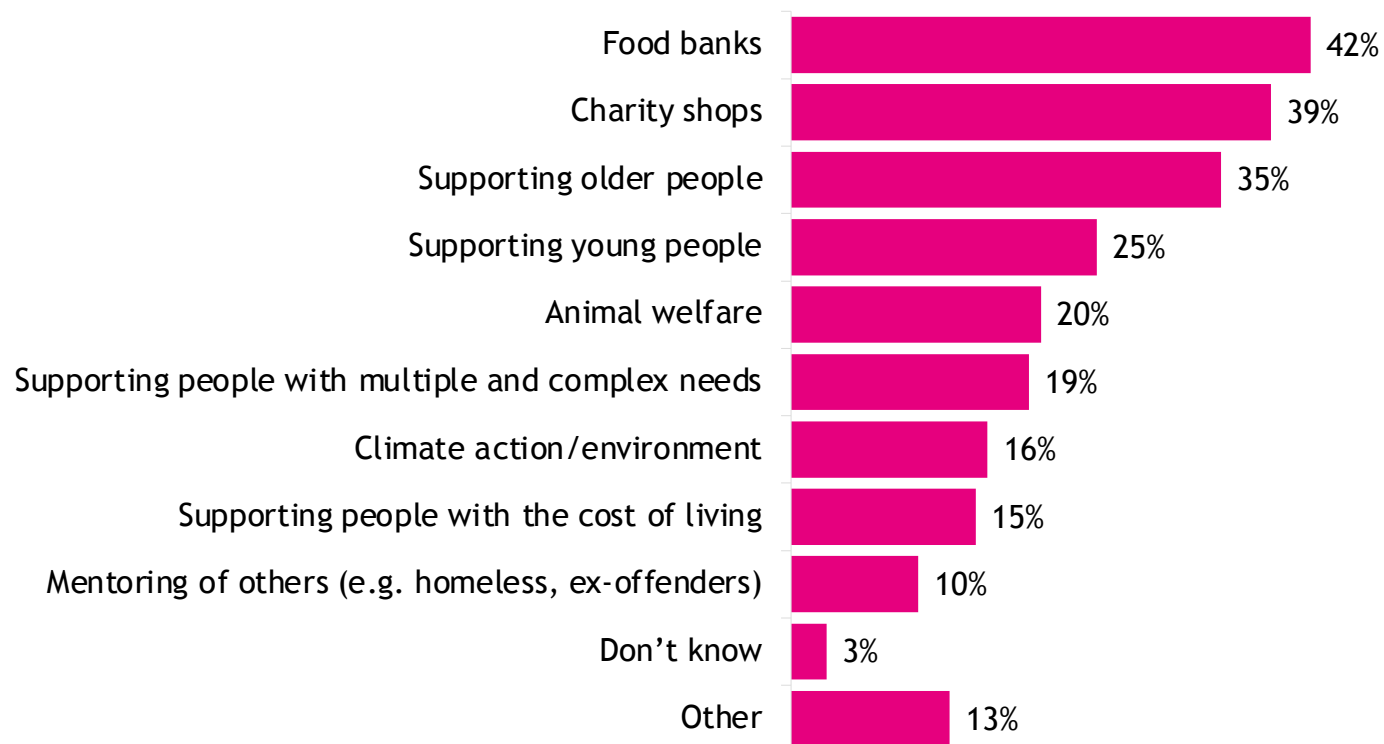


Q3. Thinking of next year (2023) do you intend to help out or volunteer in your local community?

Base: Respondents in each ethnic group

Those who intend to volunteer are most likely to want to help out in food banks, charity shops, or by supporting older people

The proportion of volunteers who intend to help out in each of the following areas

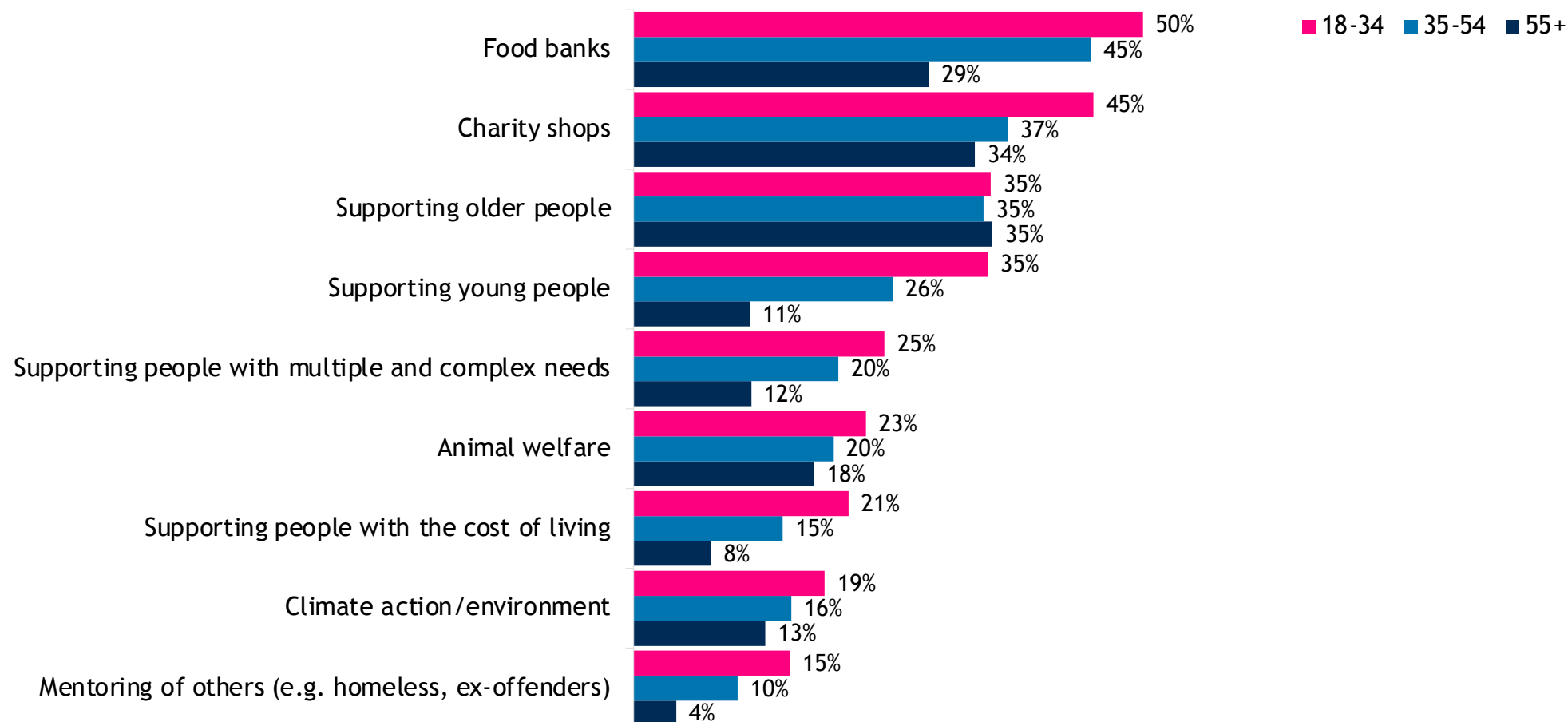


Q4. You said that you intend to help out or volunteer in your local community next year. In which of the following areas do you think you might do this?

All respondents who intend to help out or volunteer in their local community in 2022 (n=4640)

Younger people who intend to volunteer are most likely to want to help out in food banks, whereas older people are more likely to help by supporting older people

The proportion of volunteers in each age group who intend to help out in each of the following areas, by age



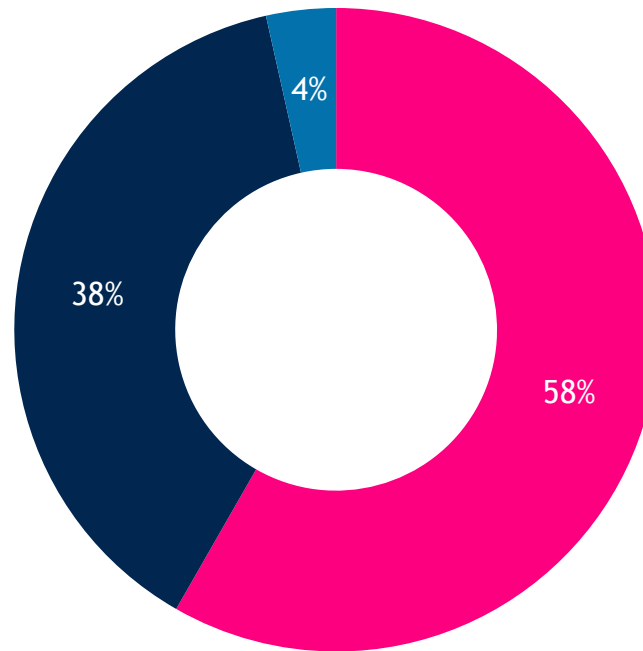
Q4. You said that you intend to help out or volunteer in your local community next year. In which of the following areas do you think you might do this?

All respondents who intend to help out or volunteer in their local community in 2022 (n=4640)

Three in five respondents say there is a strong community spirit where they live

The proportion of respondents who say that there is a community spirit where they live

■ Very/fairly strong ■ Not very/ not at all strong ■ Don't know

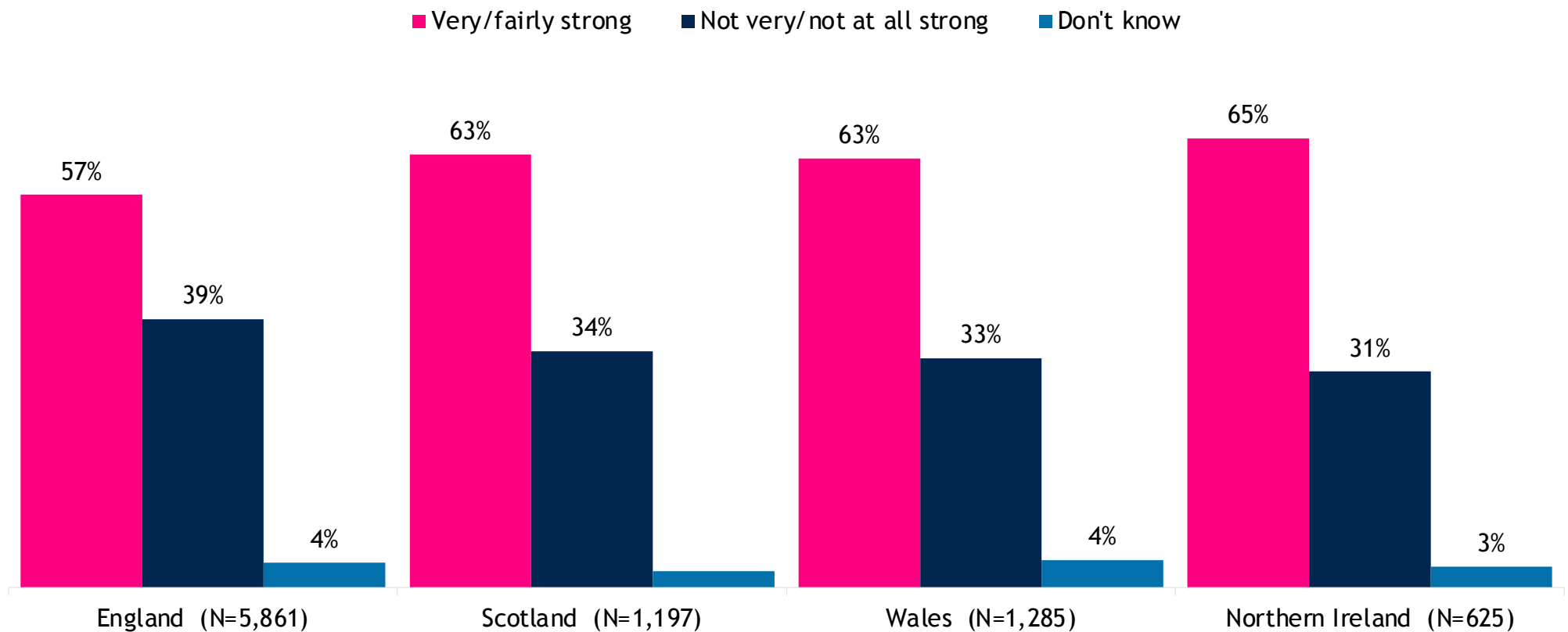


Q5. Thinking about where you live, how strong, if at all, do you think the sense of community spirit is?

Base: All respondents (n=8968)

Respondents living in England are less likely to say that community spirit where they live is strong than those in Scotland, Wales and Northern Ireland

The proportion of respondents in each region of the UK who say that there is a community spirit where they live

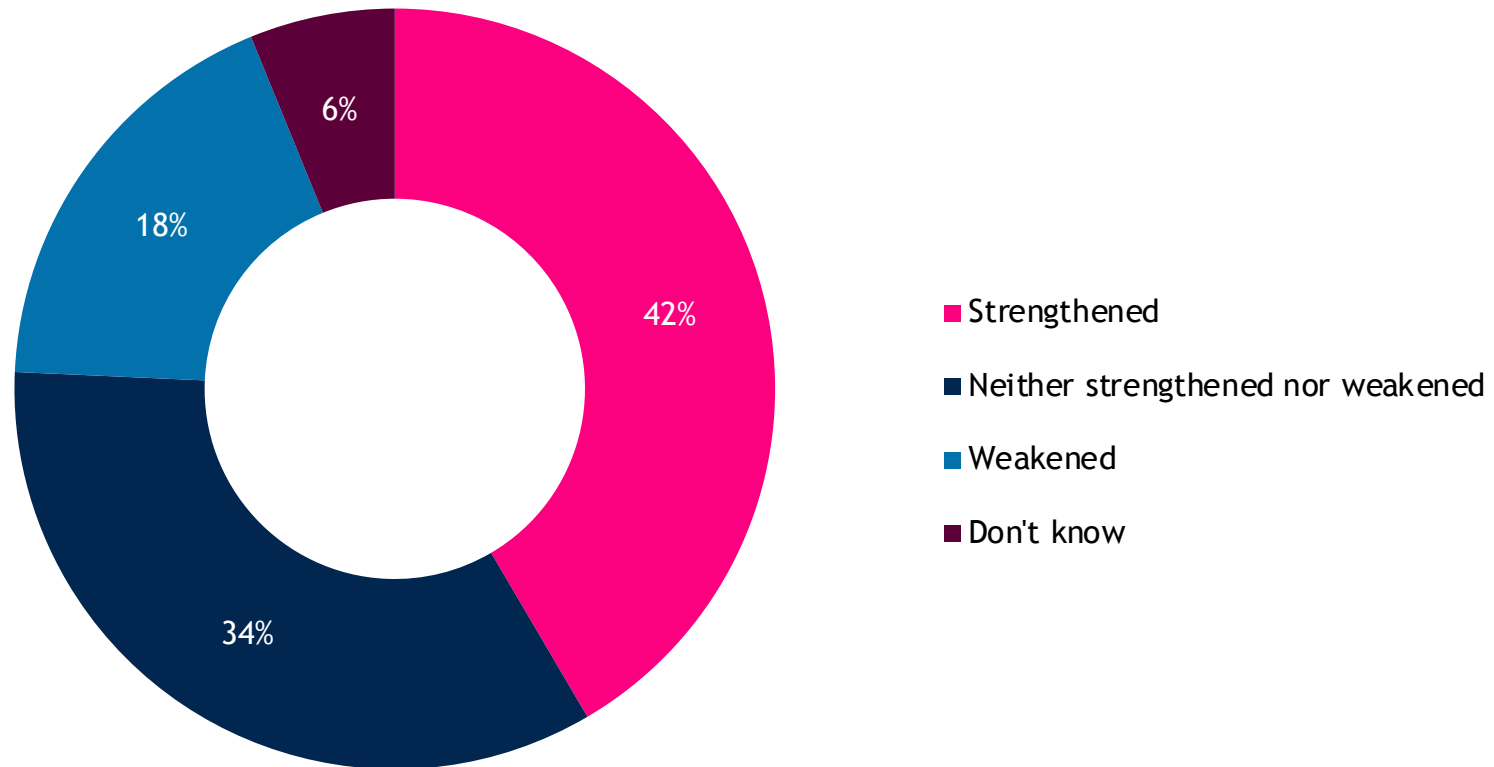


Q5. Thinking about where you live, how strong, if at all, do you think the sense of community spirit is?

Base: Respondents in each country

Two in five respondents say that the COVID-19 pandemic has strengthened community spirit where they live, compared to only one in five who say it has weakened it

The proportion of respondents who say that the COVID-19 pandemic has strengthened the sense of community spirit where they live

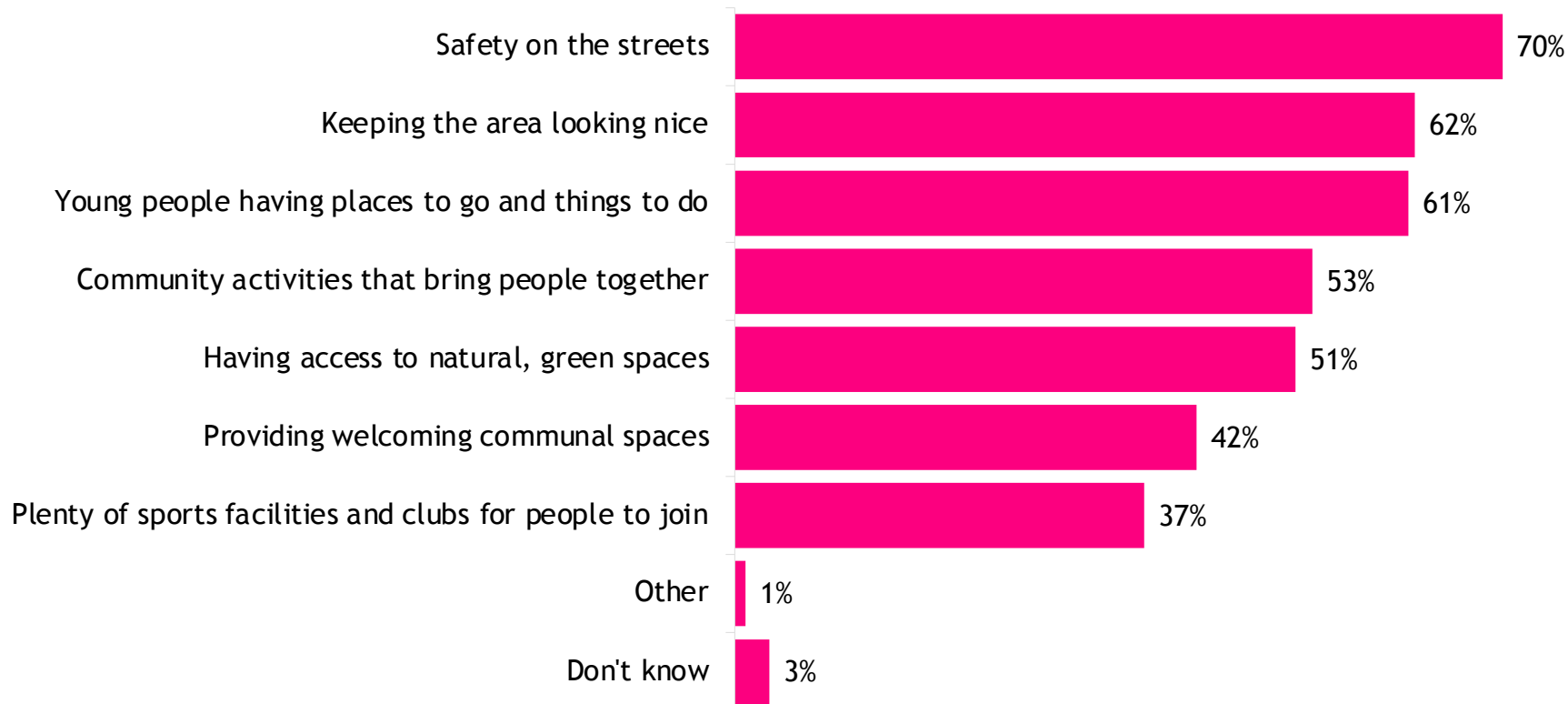


Q6. Thinking about where you live, what impact, if any, do you think the COVID-19 pandemic has had on the sense of community spirit?

Base: All respondents (n=8968)

Safety on the streets, keeping the area looking nice, and young people having places to go were deemed most important for helping local communities to prosper and thrive in 2023

The proportion of respondents who say that the following areas are important for their local community to thrive in 2023

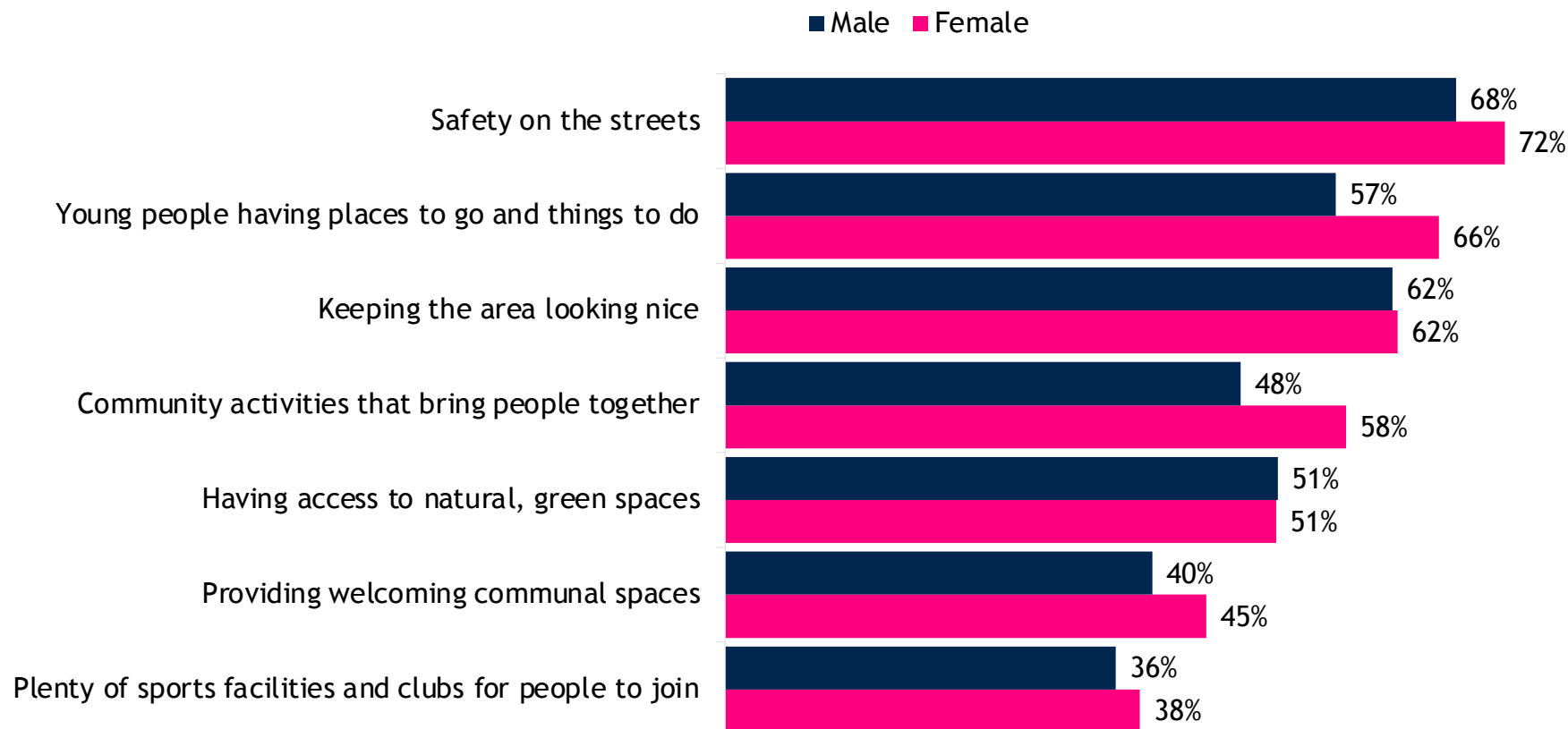


Q7. In order for your local community to prosper and thrive next year (2023), which of the following areas related to the physical environment do you think are most important?

Base: All respondents (n=8968)

Women are more likely than men to prioritise young people having places to go and community activities that bring people together

The proportion of respondents who say that the following areas are important for their local community to thrive in 2023, by gender

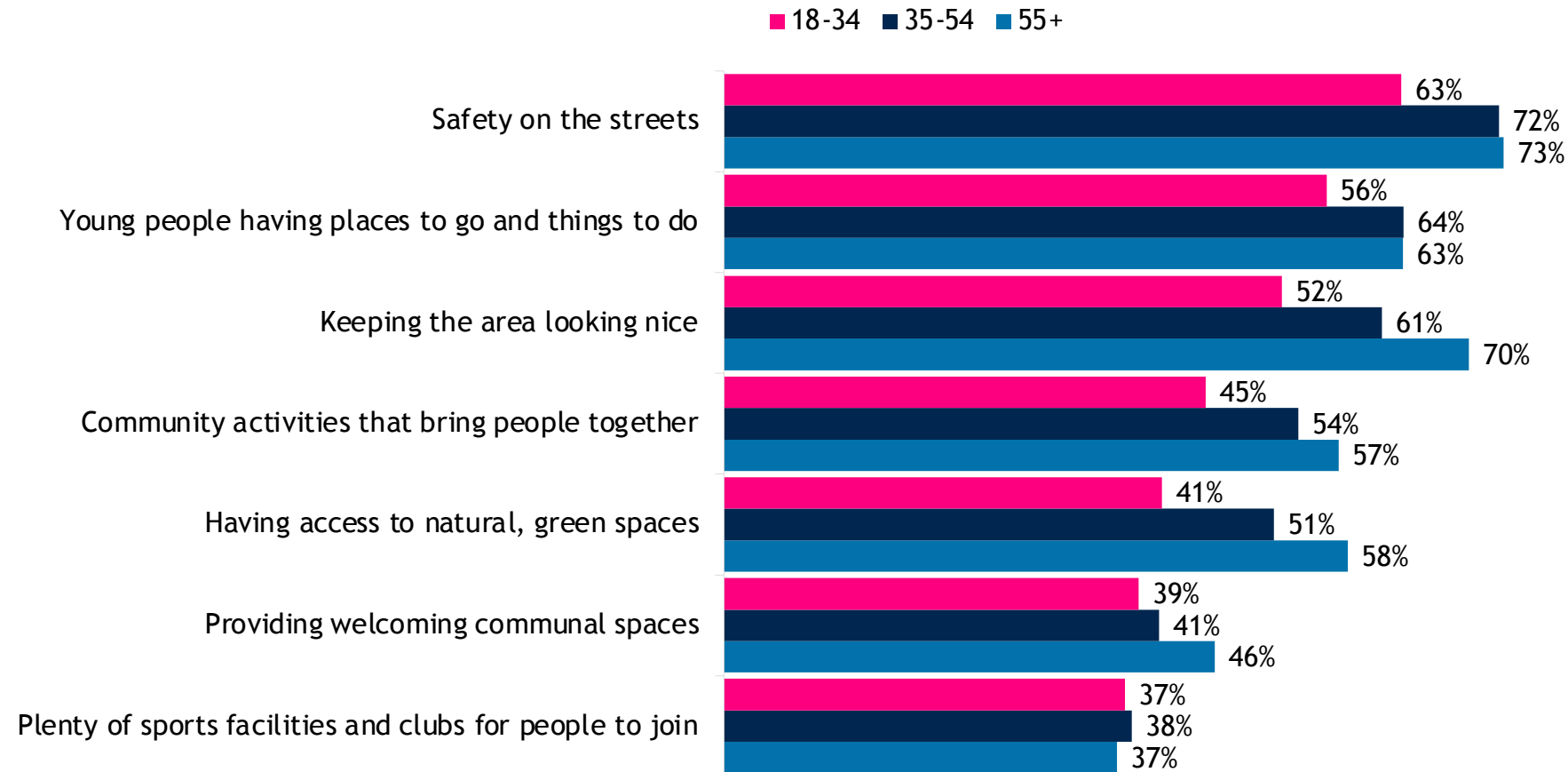


Q7. In order for your local community to prosper and thrive next year (2023), which of the following areas related to the physical environment do you think are most important?

Base: Respondents in each gender (Male: n=3865; Female: n=5071)

Older respondents are more likely than younger adults to prioritise keeping the area looking nice and having access to natural green spaces

The proportion of respondents who say that the following areas are important for their local community to thrive in 2023, by age



Q7. In order for your local community to prosper and thrive next year (2023), which of the following areas related to the physical environment do you think are most important?

Base: Respondents in each age group (18-34 n=2728; 35-54 n=3262; 55+ n=2978)

Disabled people are more likely than non-disabled people to prioritise safety on the streets and communal spaces

The proportion of respondents who say that the following areas are important for their local community to thrive in 2023, by disability

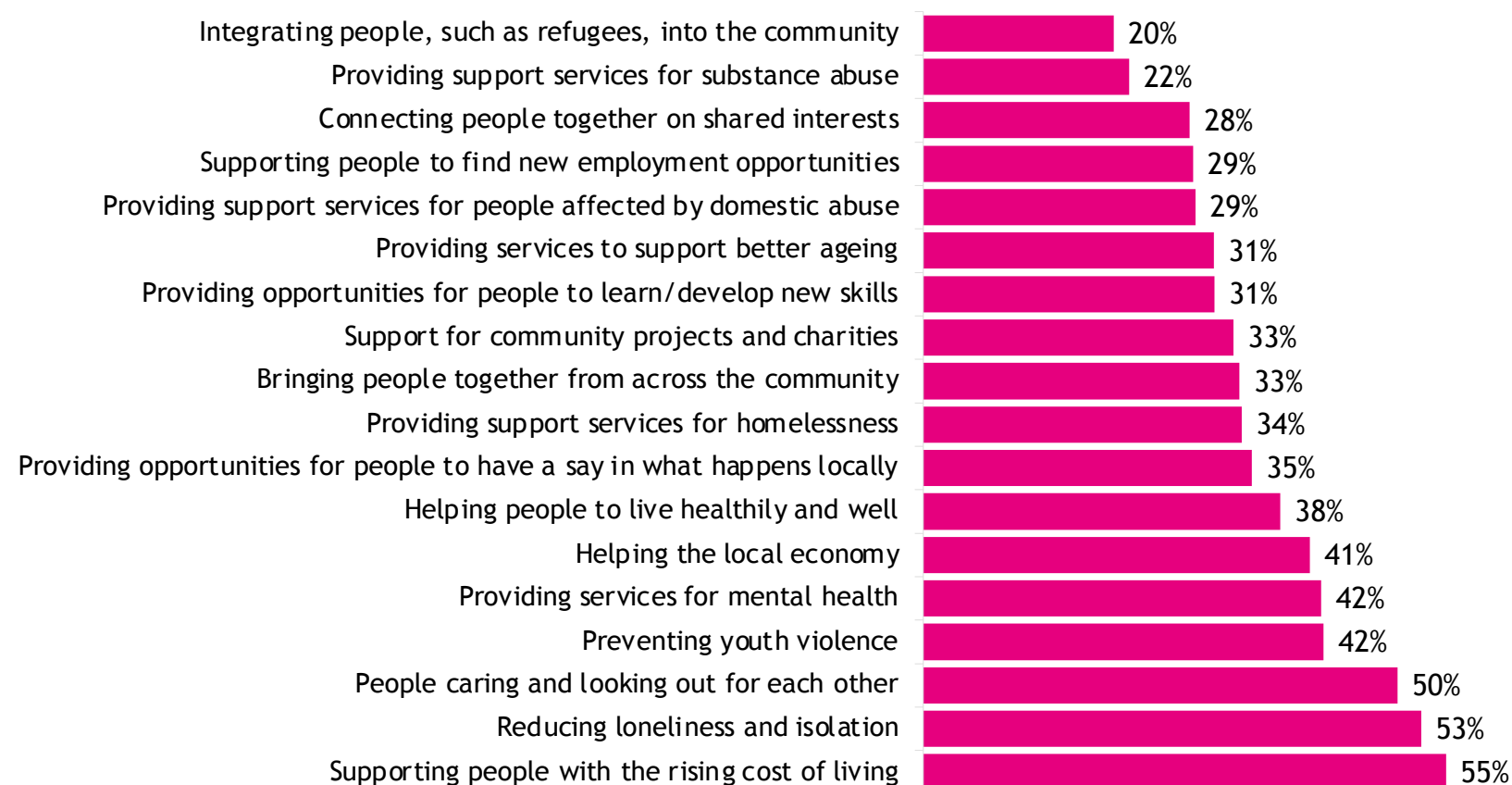


Q7. In order for your local community to prosper and thrive next year (2023), which of the following areas related to the physical environment do you think are most important?

Base: Respondents who are disabled (n=2976) and non-disabled (n=5889)

Supporting people with the cost of living, reducing loneliness, and people caring and looking out for each other are the most important contributors to community wellbeing for at least half of respondents

The proportion of respondents who say each of the following factors are important for community wellbeing



Q8. Thinking about the wellbeing of your local community, which of the following do you see as being most important in the year ahead (2023)?

Base: All respondents (n=8968)

Disabled people are more likely than non-disabled people to prioritise support with the cost of living, reducing loneliness, and providing services for mental health

The proportion of respondents who say each of the following factors are important for community wellbeing, by disability

■ No disability ■ Disability

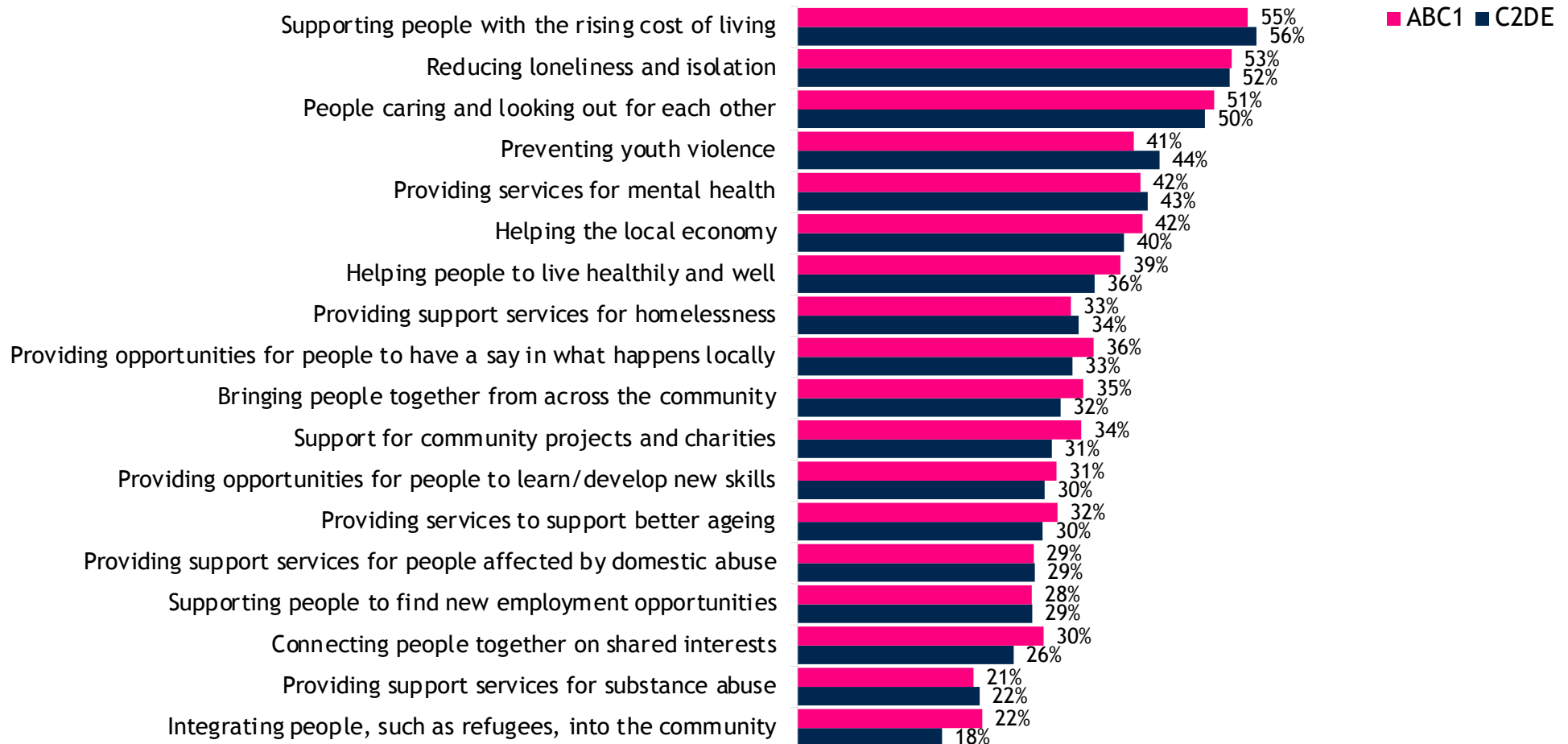


Q8. Thinking about the wellbeing of your local community, which of the following do you see as being most important in the year ahead (2023)?

Base: Respondents who are disabled (n=2976) and non-disabled (n=5889)

Those in SEGs C2DE are more likely than those in SEGs ABC1 to prioritise support with the cost of living and preventing youth violence

The proportion of respondents who say each of the following factors are important for community wellbeing, by SEG

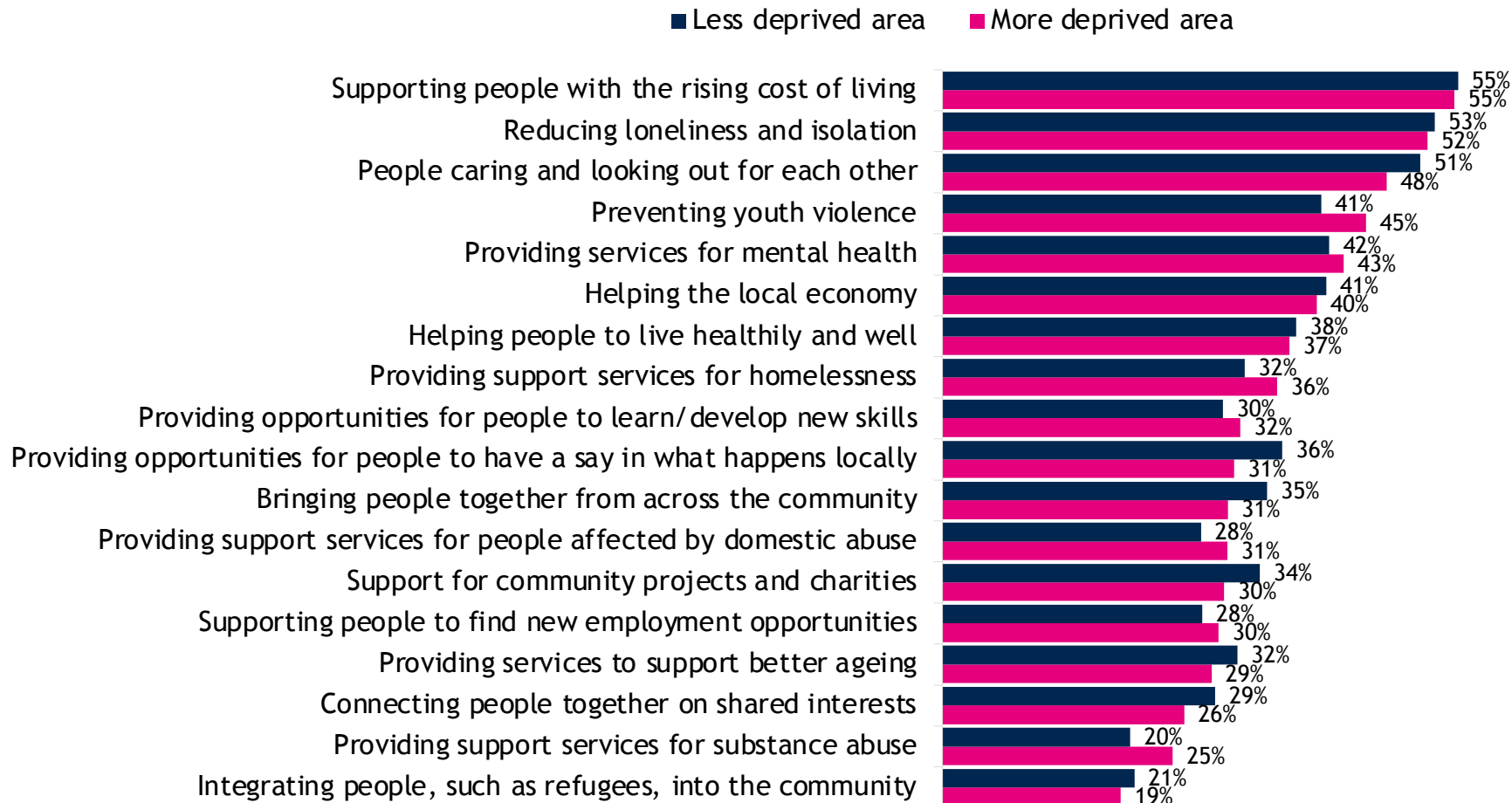


Q8. Thinking about the wellbeing of your local community, which of the following do you see as being most important in the year ahead (2023)?

Base: Respondents in each SEG (ABC1 n=5431; C2DE n=3537)

Support services for homelessness, domestic abuse, and substance abuse are more of a priority for those in more deprived than less deprived areas

The proportion of respondents who say each of the following factors are important for community wellbeing, by deprivation level

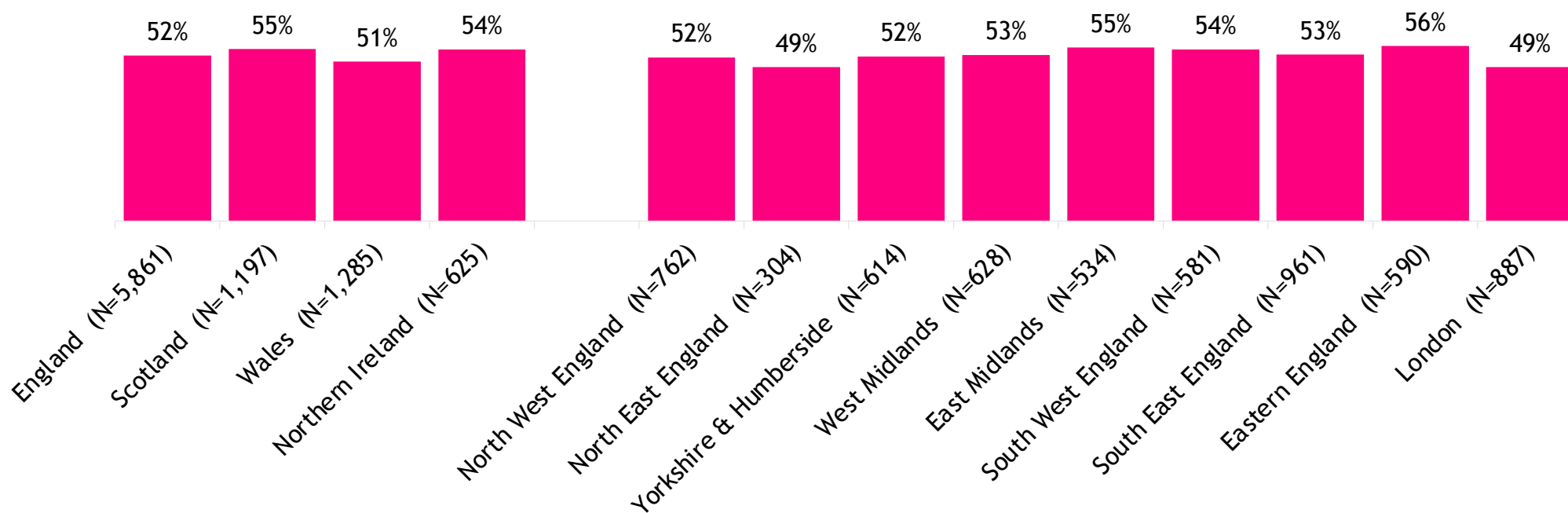


Q8. Thinking about the wellbeing of your local community, which of the following do you see as being most important in the year ahead (2023)?

Base: Respondents by deprivation level (More deprived area n=3018; Less deprived area n=5950)

At least half of respondents in all regions say that reducing loneliness and isolation is important for community wellbeing

The proportion of respondents in each region who say that reducing loneliness and isolation is important for community wellbeing

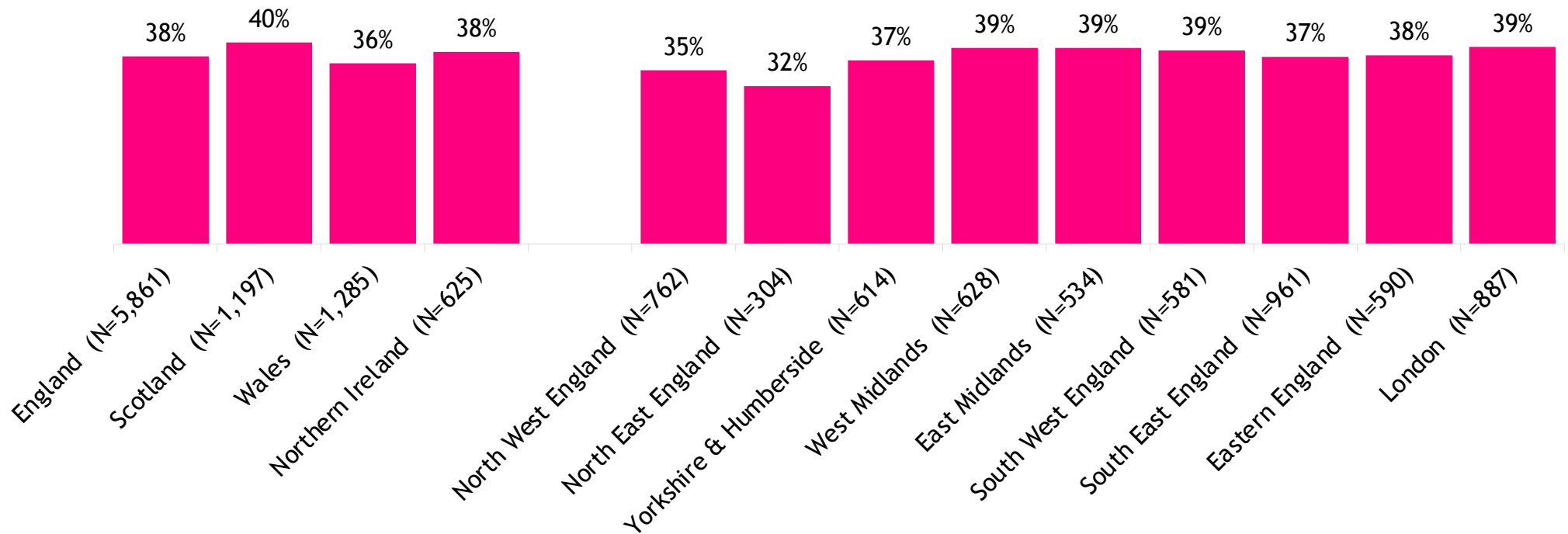


Q8. Thinking about the wellbeing of your local community, which of the following do you see as being most important in the year ahead (2023)?

Base: Respondents in each country and region

Helping people to live healthily and well is important for community wellbeing for at least a third of respondents across all regions

The proportion of respondents in each region who say that helping people to live healthily and well is important for community wellbeing

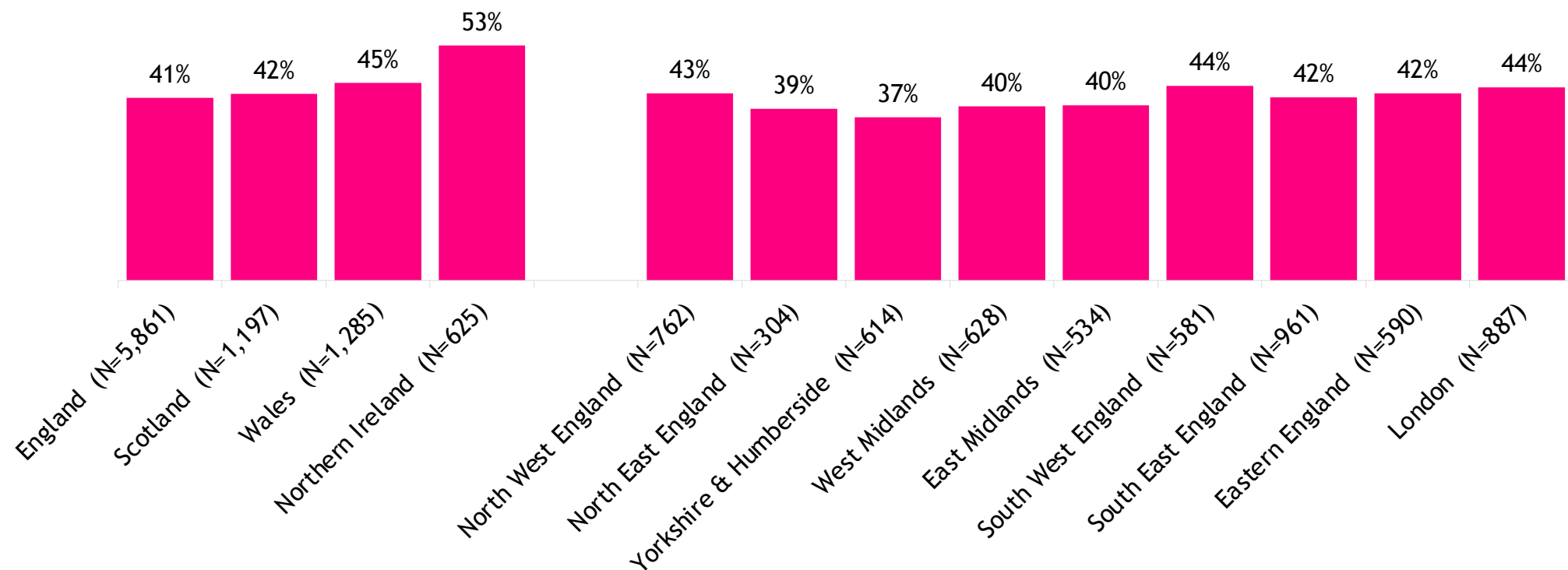


Q8. Thinking about the wellbeing of your local community, which of the following do you see as being most important in the year ahead (2023)?

Base: Respondents in each country and region

Providing services for mental health is most important for those living in Northern Ireland

The proportion of respondents in each region who say that providing services for mental health is important for community wellbeing

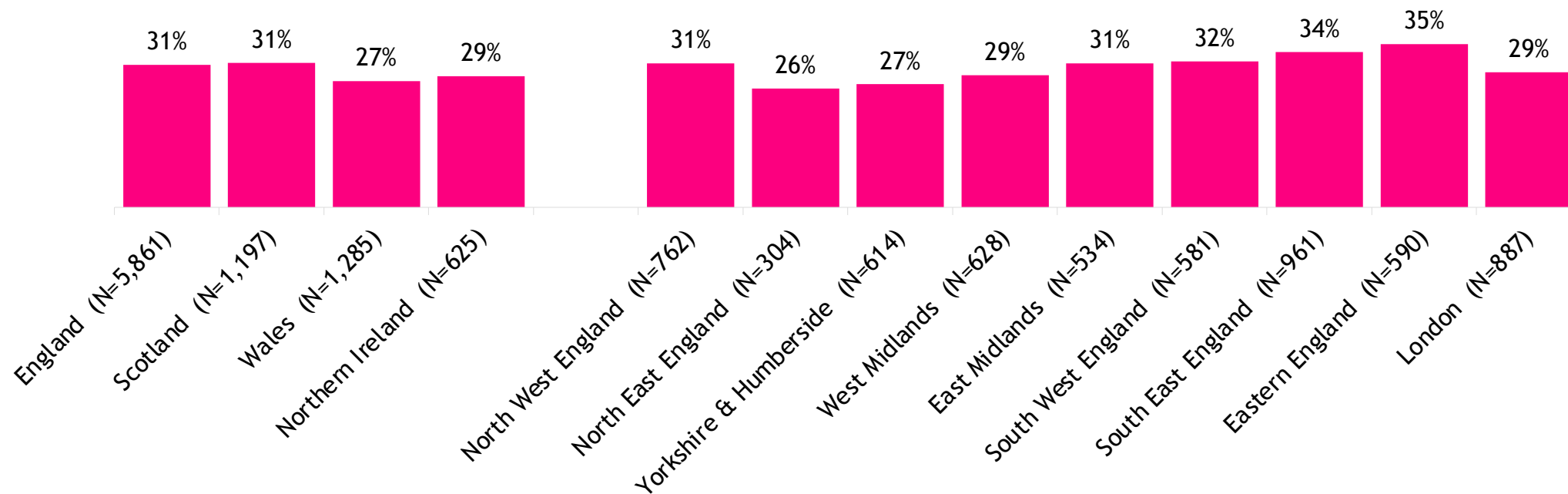


Q8. Thinking about the wellbeing of your local community, which of the following do you see as being most important in the year ahead (2023)?

Base: Respondents in each country and region

At least one in four respondents across all regions say that providing services to support better ageing is important for community wellbeing

The proportion of respondents in each region who say that providing services to support better ageing is important for community wellbeing

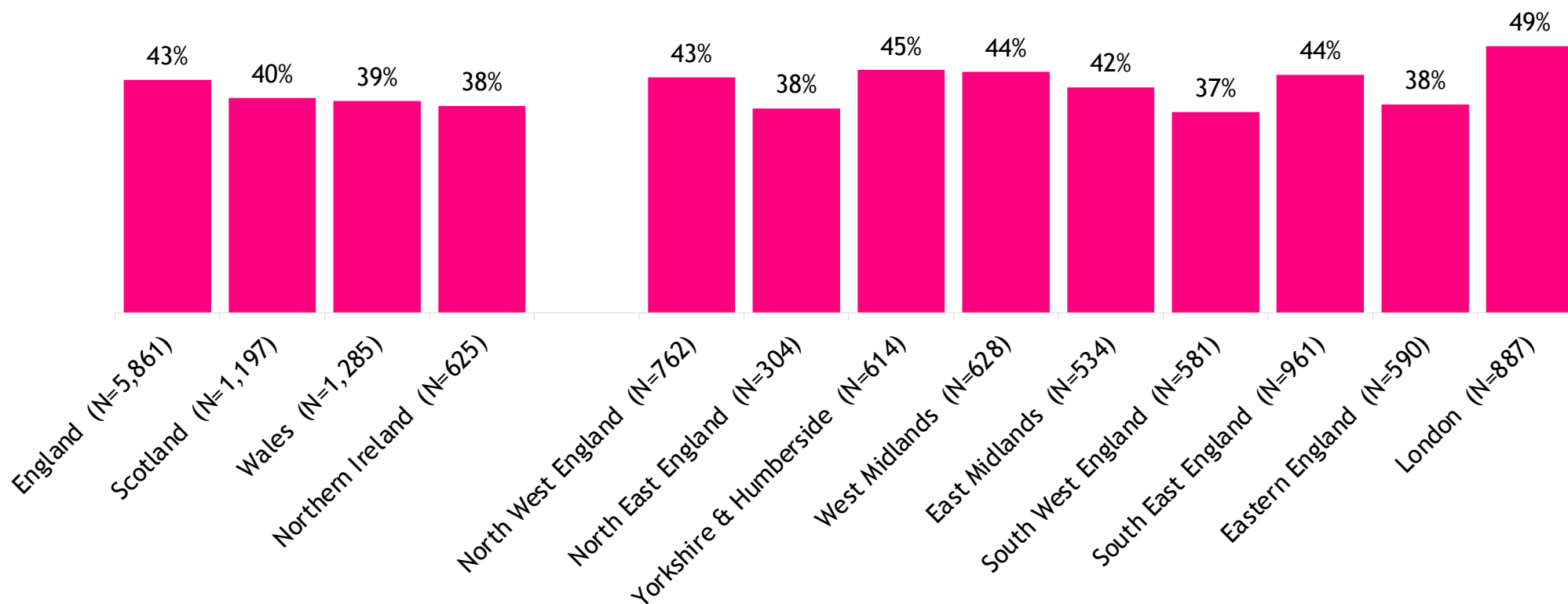


Q8. Thinking about the wellbeing of your local community, which of the following do you see as being most important in the year ahead (2023)?

Base: Respondents in each country and region

Almost half of respondents in London say that preventing youth violence is important for community wellbeing

The proportion of respondents in each region who say that preventing youth violence is important for community wellbeing

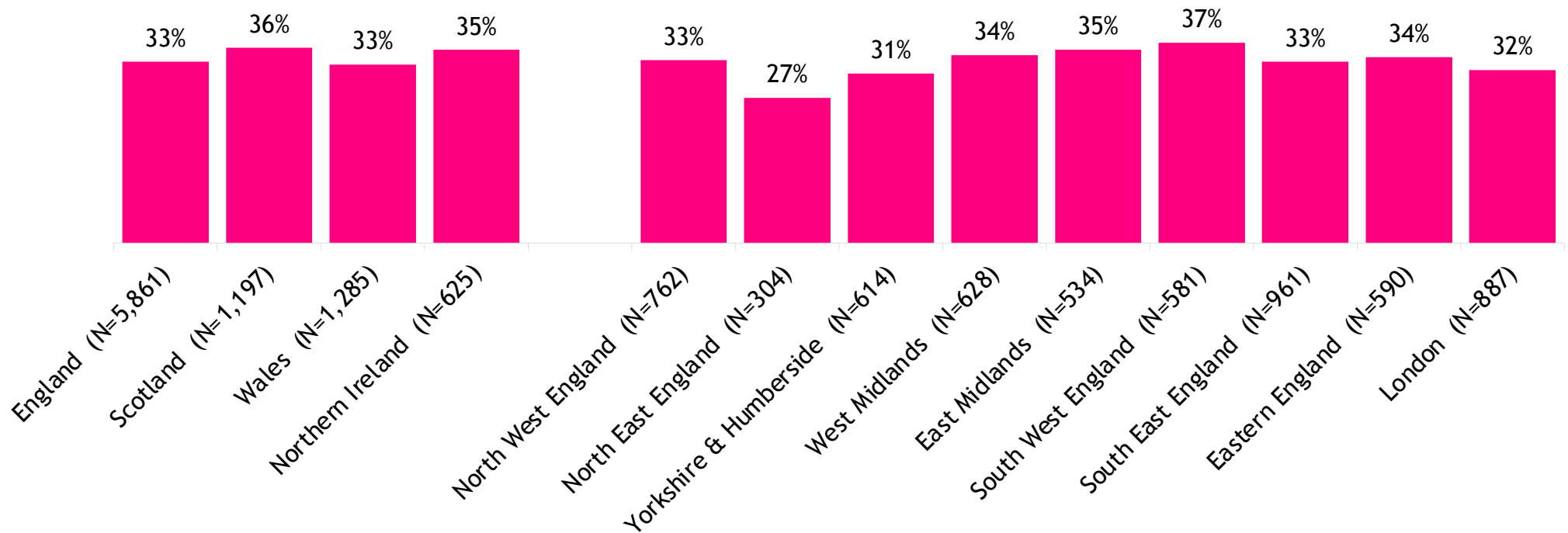


Q8. Thinking about the wellbeing of your local community, which of the following do you see as being most important in the year ahead (2023)?

Base: Respondents in each country and region

Respondents in North East England are less likely to say that bringing people together is important for community wellbeing

The proportion of respondents in each region who say that bringing people together is important for community wellbeing

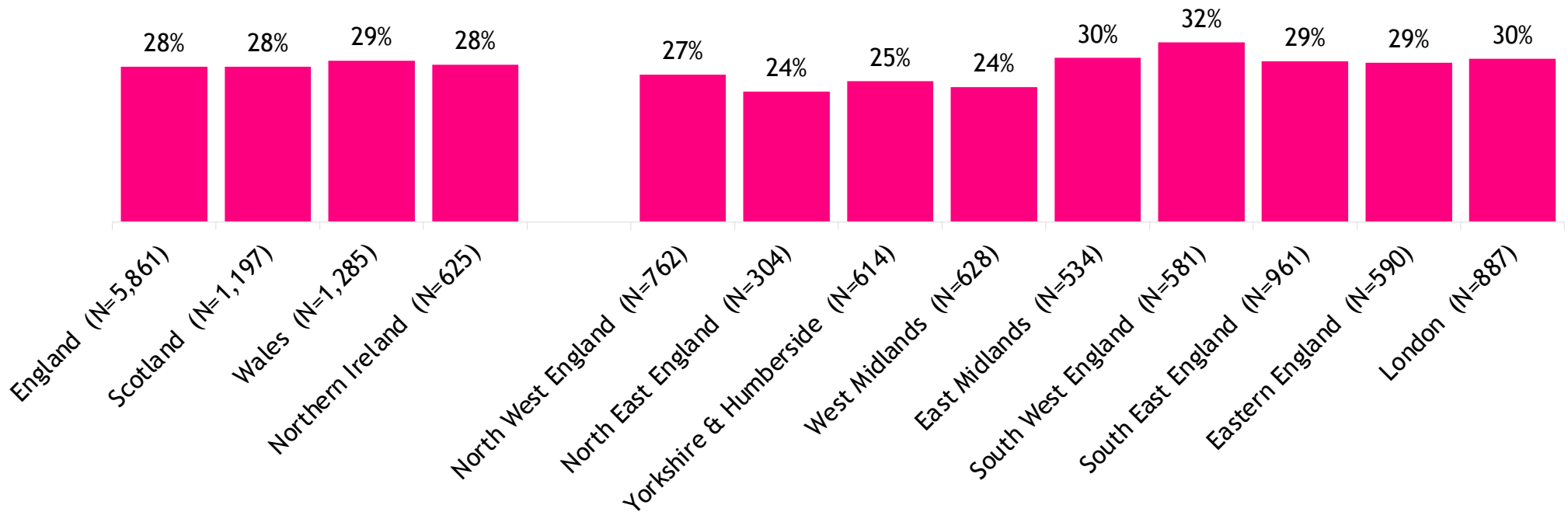


Q8. Thinking about the wellbeing of your local community, which of the following do you see as being most important in the year ahead (2023)?

Base: Respondents in each country and region

Connecting people together on shared interests is important for at least one in four across all regions

The proportion of respondents in each region who say that connecting people together on shared interests is important for community wellbeing

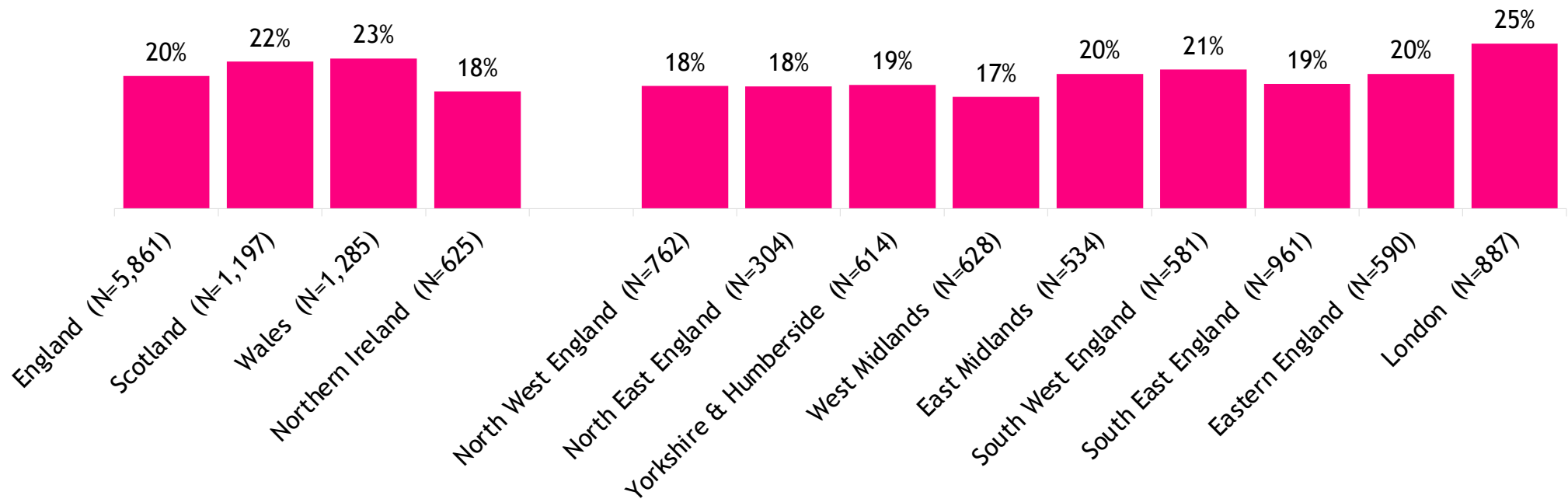


Q8. Thinking about the wellbeing of your local community, which of the following do you see as being most important in the year ahead (2023)?

Base: Respondents in each country and region

Integrating people is more important for respondents living in London than for those in other English regions

The proportion of respondents in each region who say that integrating people is important for community wellbeing

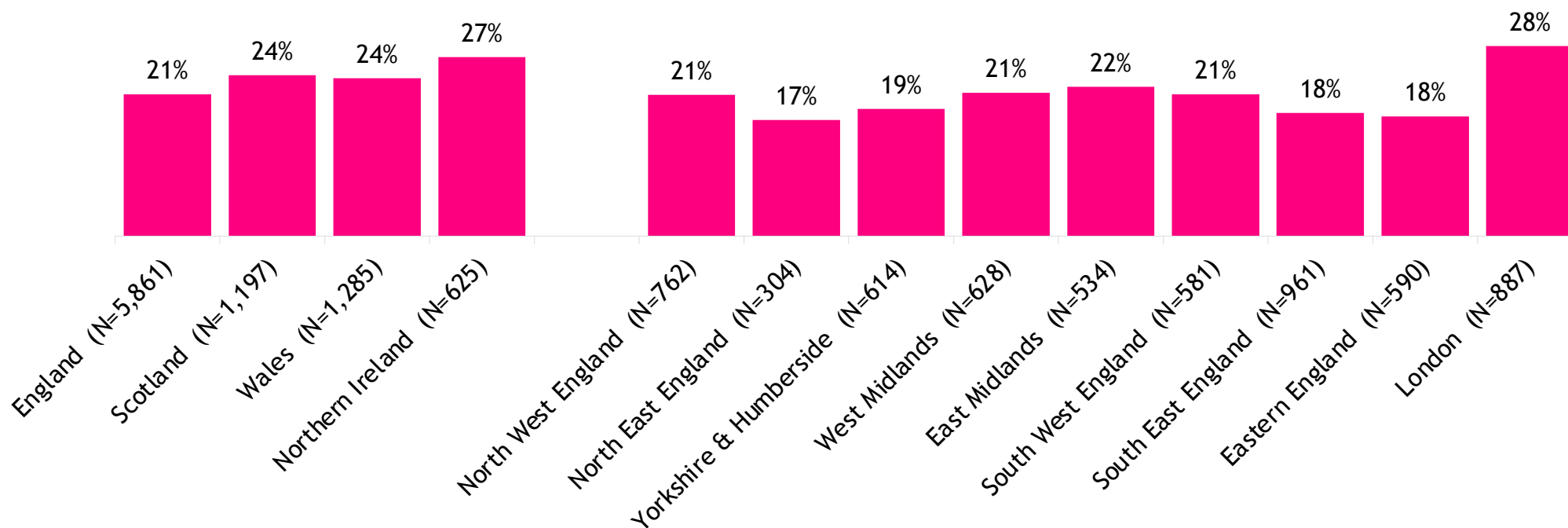


Q8. Thinking about the wellbeing of your local community, which of the following do you see as being most important in the year ahead (2023)?

Base: Respondents in each country and region

Less than three in ten across all regions say that providing support services for substance abuse is important for community wellbeing

The proportion of respondents in each region who say that providing support services for substance abuse is important for community wellbeing

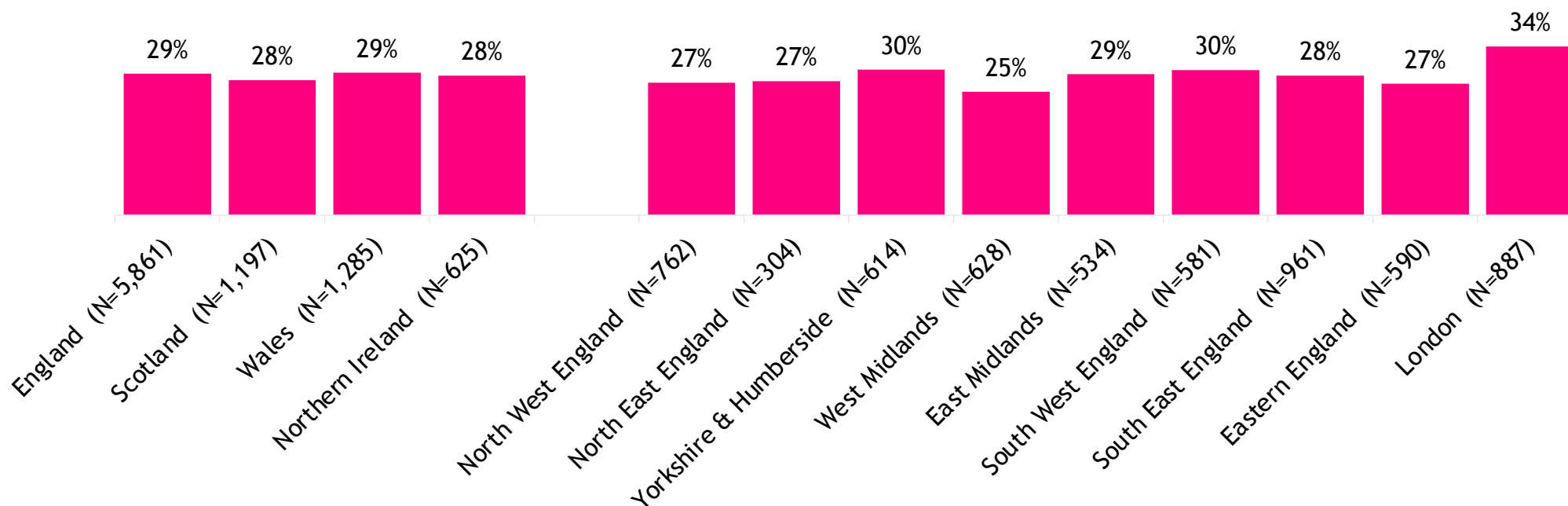


Q8. Thinking about the wellbeing of your local community, which of the following do you see as being most important in the year ahead (2023)?

Base: Respondents in each country and region

Providing domestic abuse support services is more important for community wellbeing for respondents who live in London than for those in other English regions

The proportion of respondents in each region who say that providing domestic abuse support services is important for community wellbeing

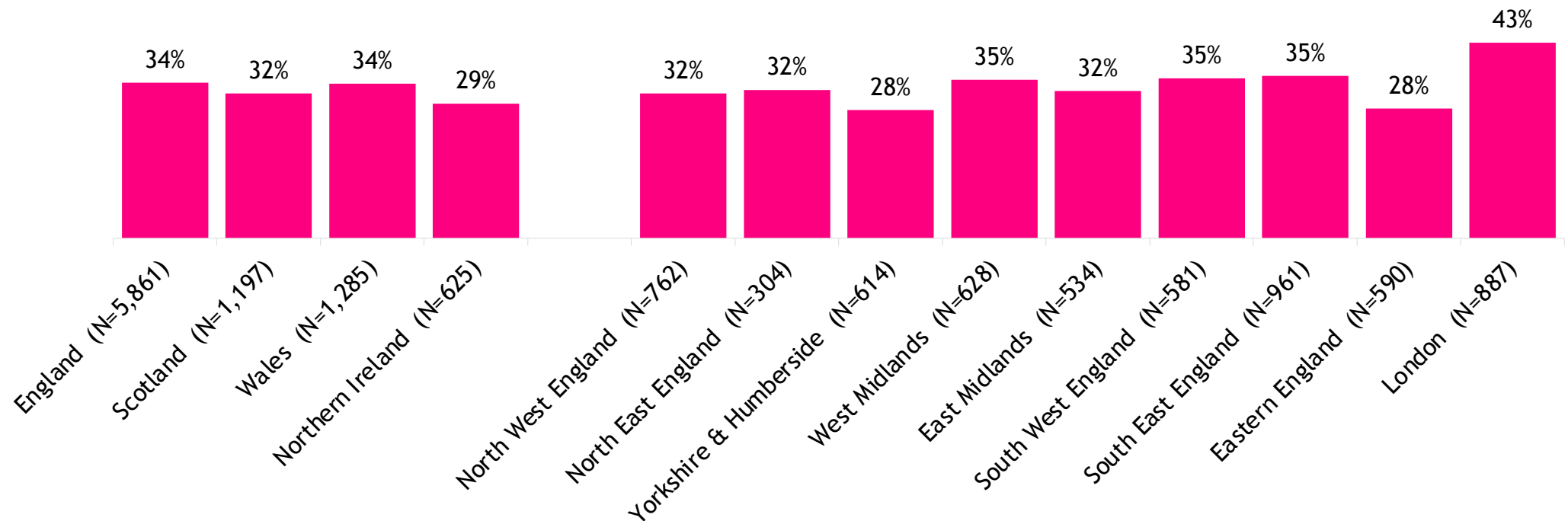


Q8. Thinking about the wellbeing of your local community, which of the following do you see as being most important in the year ahead (2023)?

Base: Respondents in each country and region

Respondents in London are more likely than those in other English regions to say that homelessness support services are important for community wellbeing

The proportion of respondents in each region who say that providing homelessness support services is important for community wellbeing

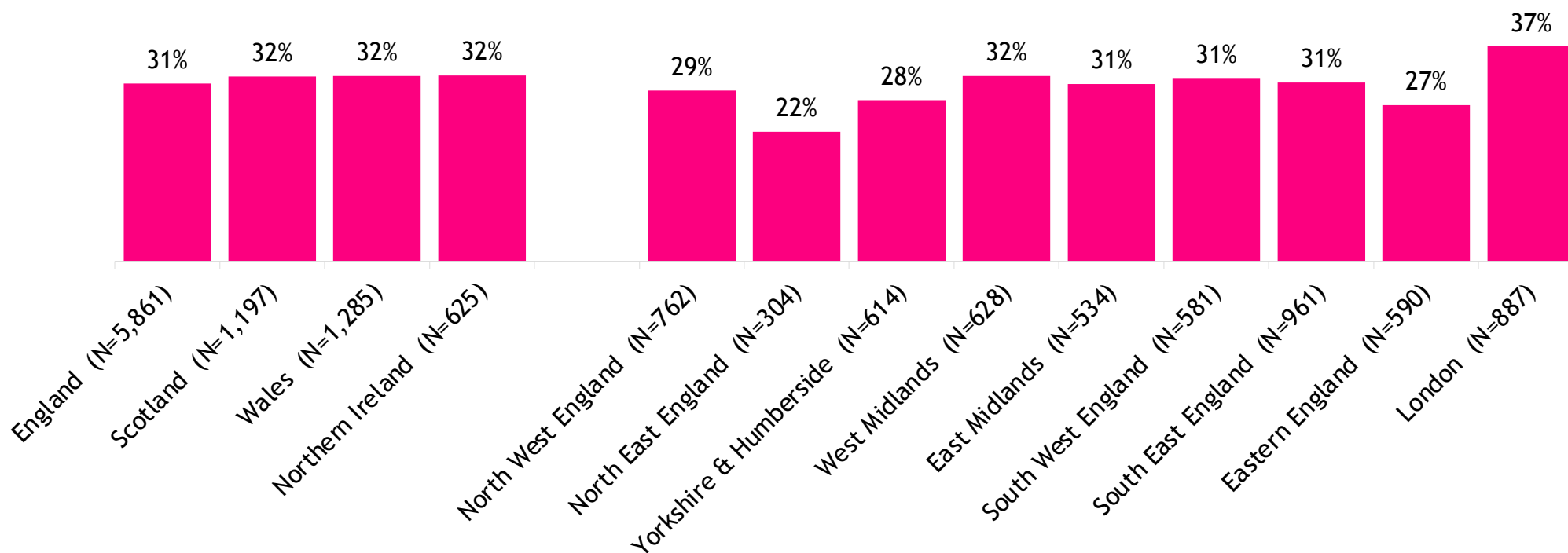


Q8. Thinking about the wellbeing of your local community, which of the following do you see as being most important in the year ahead (2023)?

Base: Respondents in each country and region

Respondents in London are more likely than those in other English regions to say opportunities to learn or develop skills are important for community wellbeing, and those in North East England are less likely to say this

The proportion of respondents in each region who say that providing opportunities for people to learn new skills is important for community wellbeing

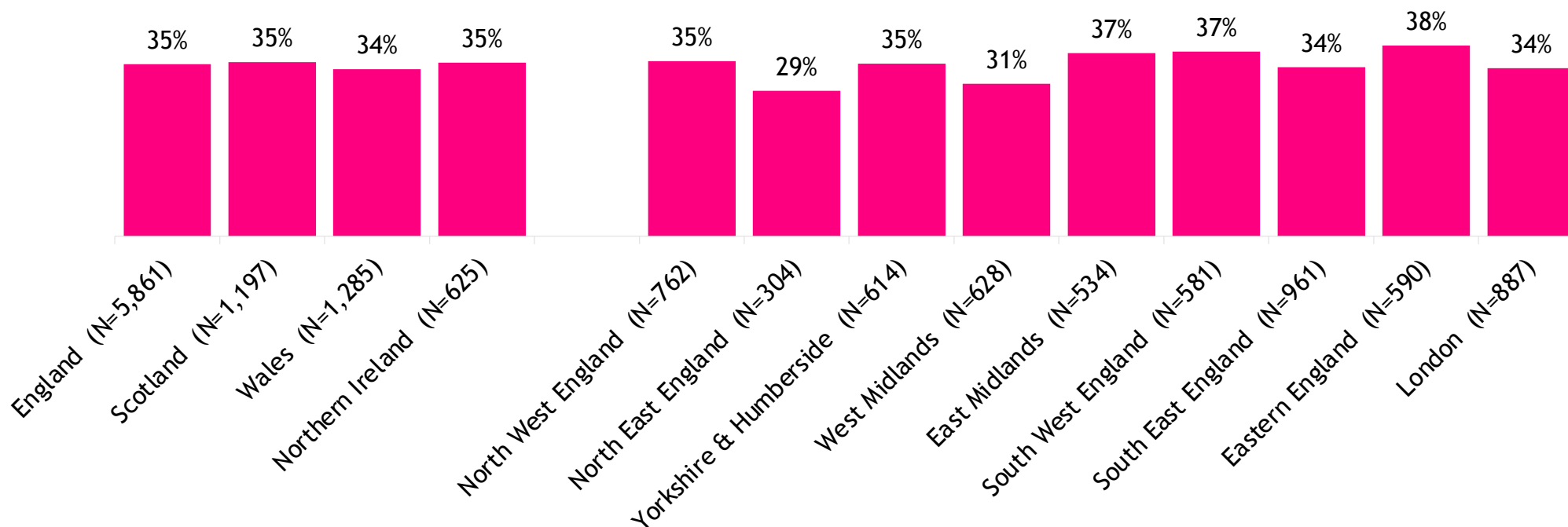


Q8. Thinking about the wellbeing of your local community, which of the following do you see as being most important in the year ahead (2023)?

Base: Respondents in each country and region

Around a third of respondents across all countries and English regions say that providing opportunities for people to have a say in what happens locally is important for community wellbeing

The proportion of respondents in each region who say that providing opportunities for people to have a say in what happens is important for community wellbeing

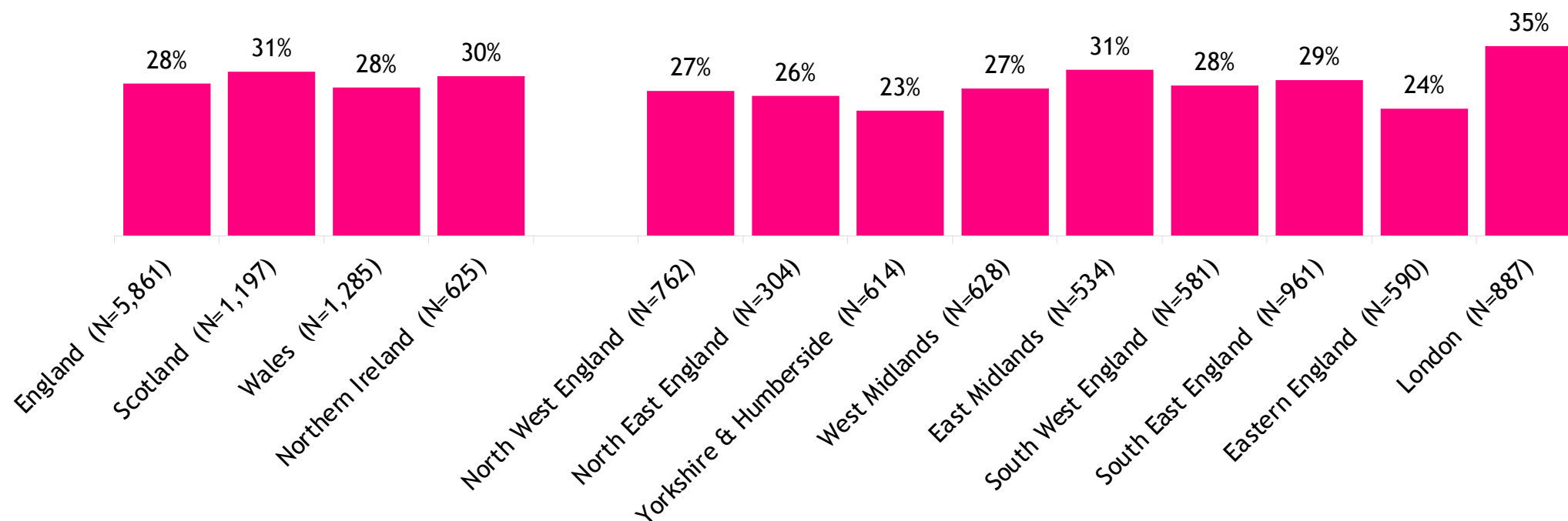


Q8. Thinking about the wellbeing of your local community, which of the following do you see as being most important in the year ahead (2023)?

Base: Respondents in each country and region

Respondents in London are more likely than those in other English regions to say that supporting people to find new employment opportunities is important for community wellbeing

The proportion of respondents in each region who say that supporting people to find new employment opportunities is important for community wellbeing

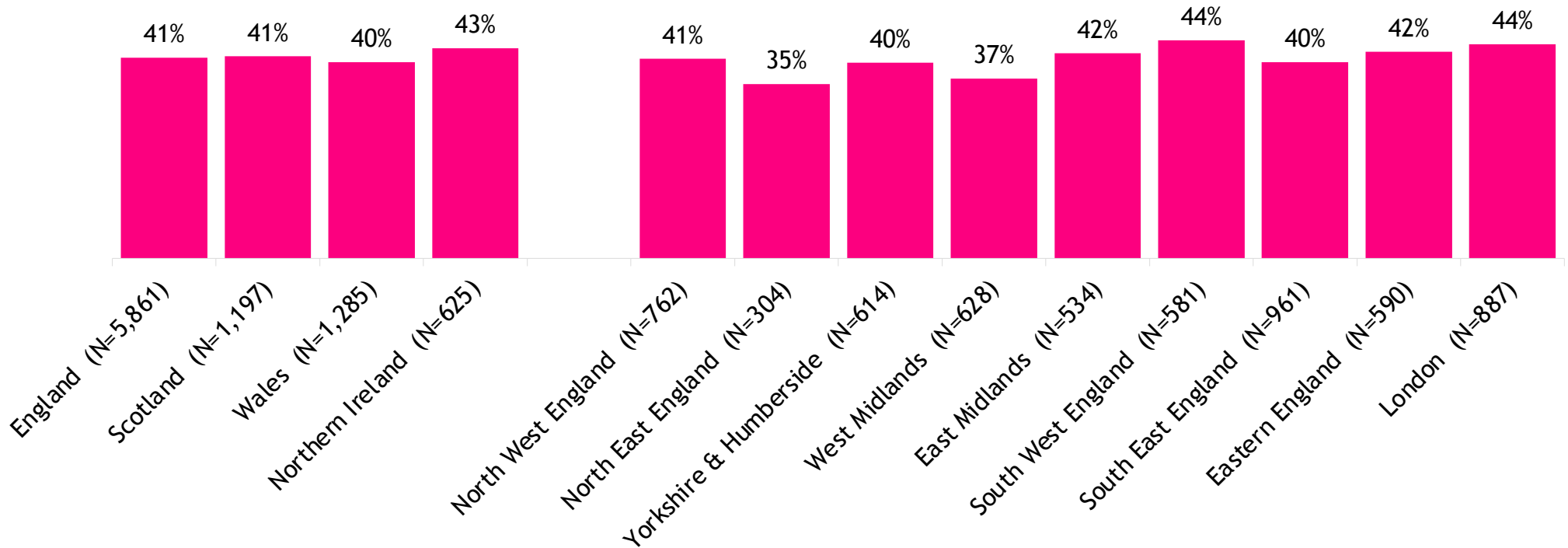


Q8. Thinking about the wellbeing of your local community, which of the following do you see as being most important in the year ahead (2023)?

Base: Respondents in each country and region

At least two in five respondents in all regions say that helping the local economy is important for community wellbeing

The proportion of respondents in each region who say that helping the local economy is important for community wellbeing

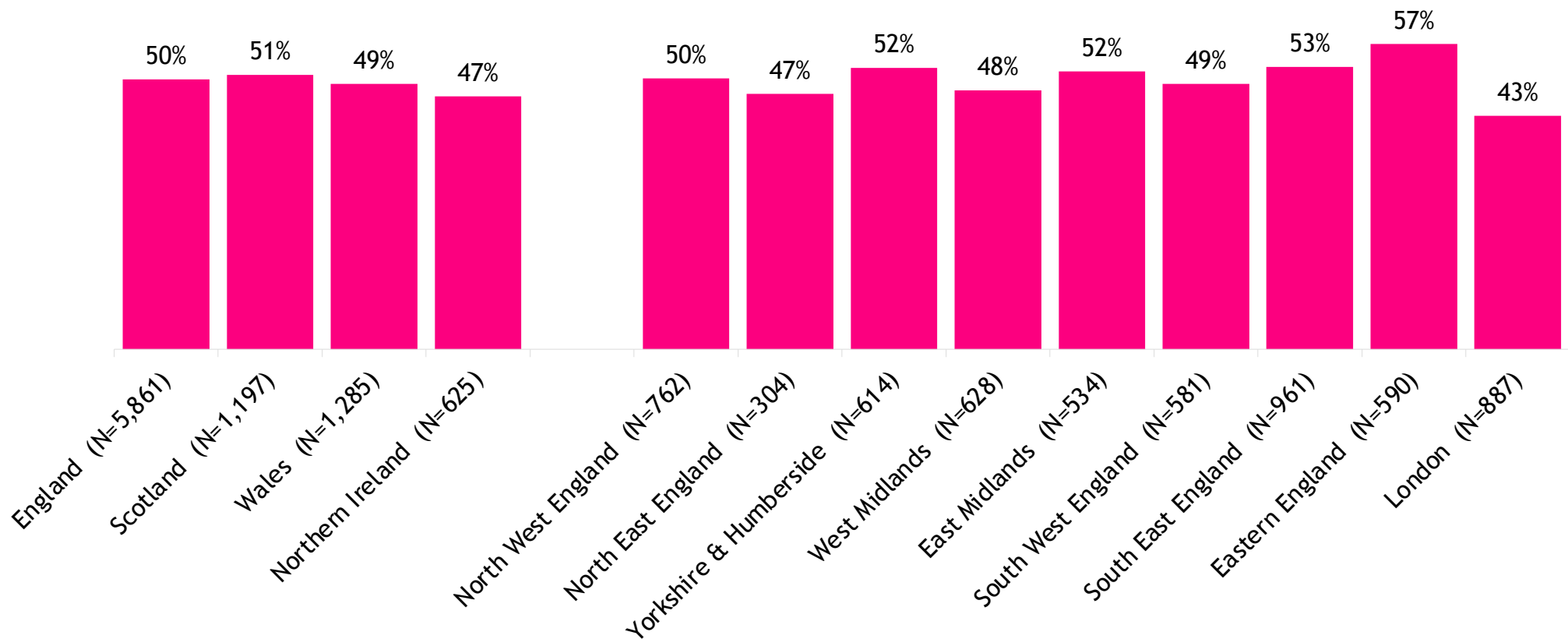


Q8. Thinking about the wellbeing of your local community, which of the following do you see as being most important in the year ahead (2023)?

Base: Respondents in each country and region

People caring and looking out for each other is important for more than half of respondents in Yorkshire, East Midlands, South East England, and East of England

The proportion of respondents in each region who say that people caring and looking out for each other is important for community wellbeing

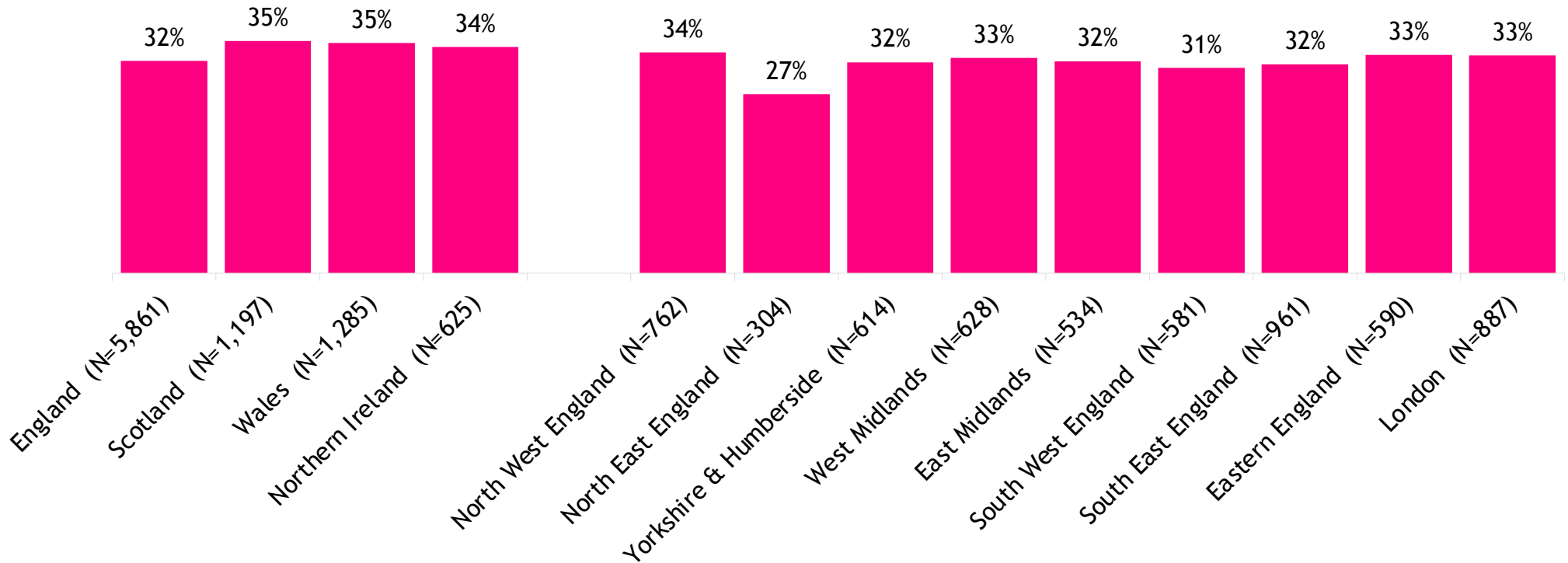


Q8. Thinking about the wellbeing of your local community, which of the following do you see as being most important in the year ahead (2023)?

Base: Respondents in each country and region

Those in North East England are the least likely to say that support for community projects is important for community wellbeing

The proportion of respondents in each region who say that support for community projects and charities is important for community wellbeing

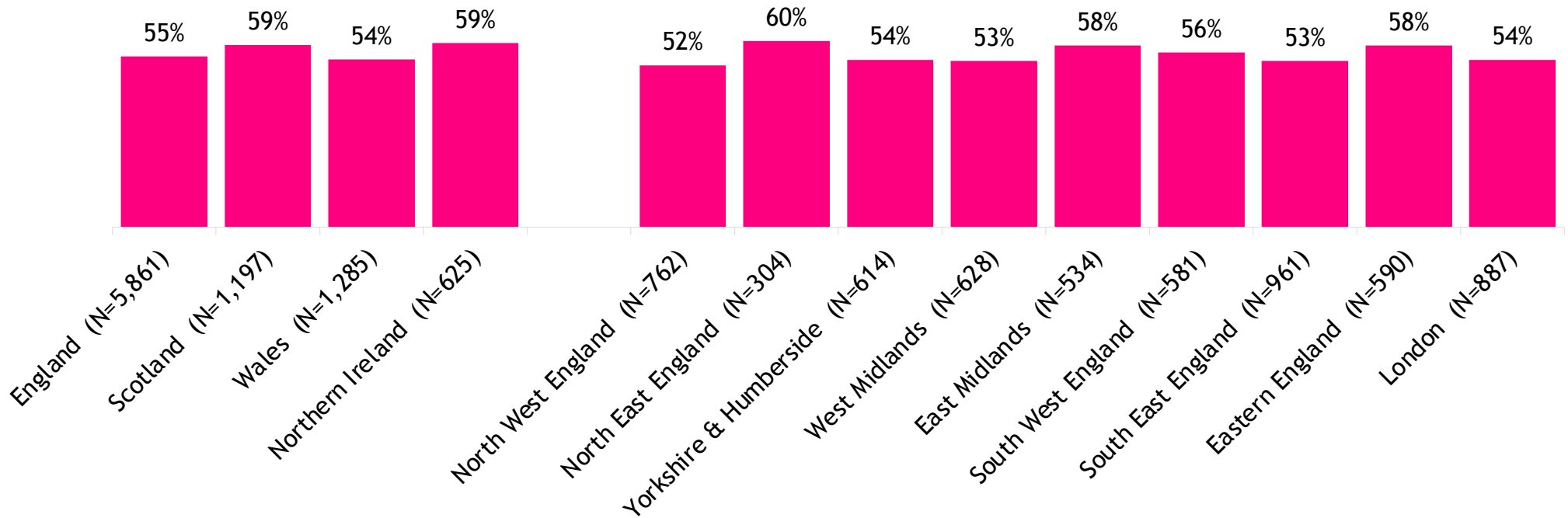


Q8. Thinking about the wellbeing of your local community, which of the following do you see as being most important in the year ahead (2023)?

Base: Respondents in each country and region

Over half of all respondents in each region say supporting people with the rising cost of living is important for community wellbeing

The proportion of respondents in each region who say that supporting people with the rising cost of living is important for community wellbeing

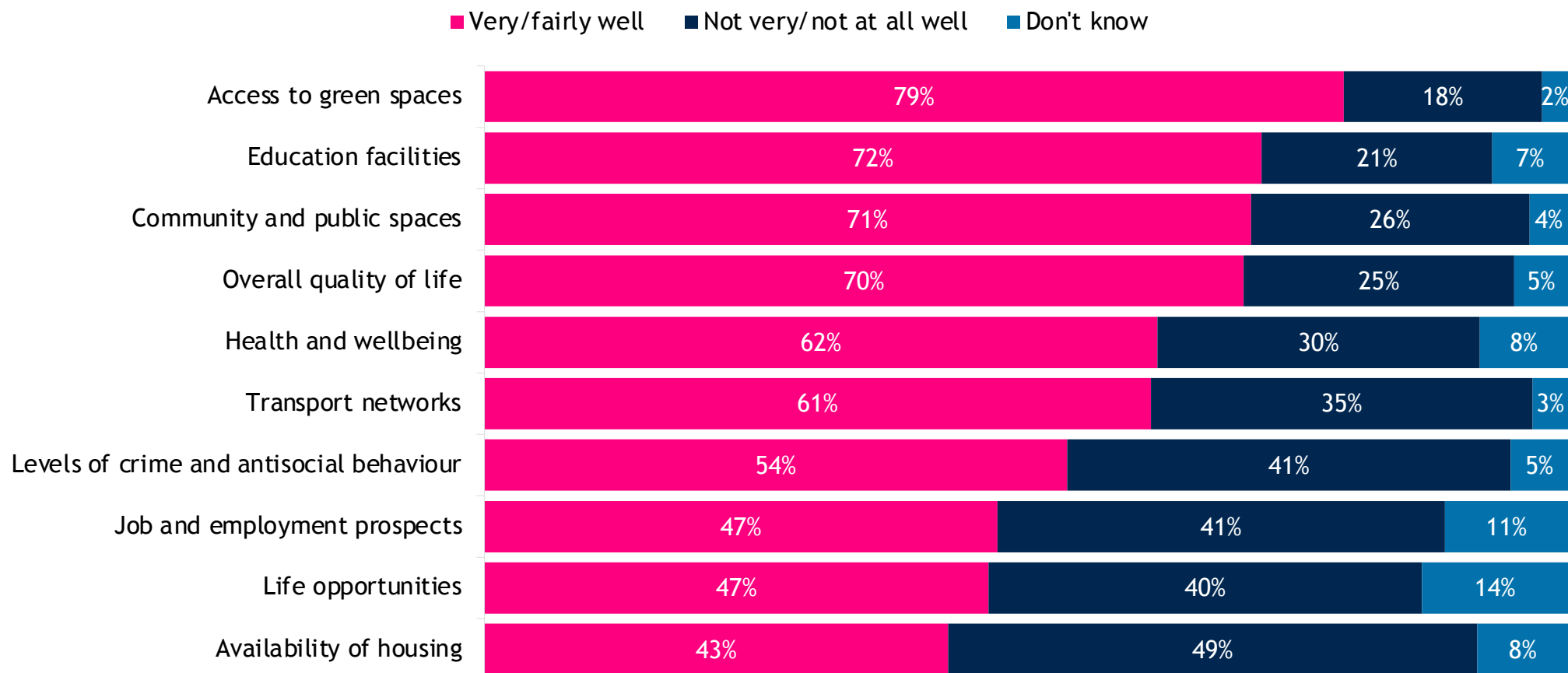


Q8. Thinking about the wellbeing of your local community, which of the following do you see as being most important in the year ahead (2023)?

Base: Respondents in each country and region

Over seven in ten respondents feel their communities are doing well regarding access to green spaces, education facilities and community and public spaces, compared with other communities in the UK

The proportion of respondents that say their community is doing well or not in the following areas compared to other communities in the UK

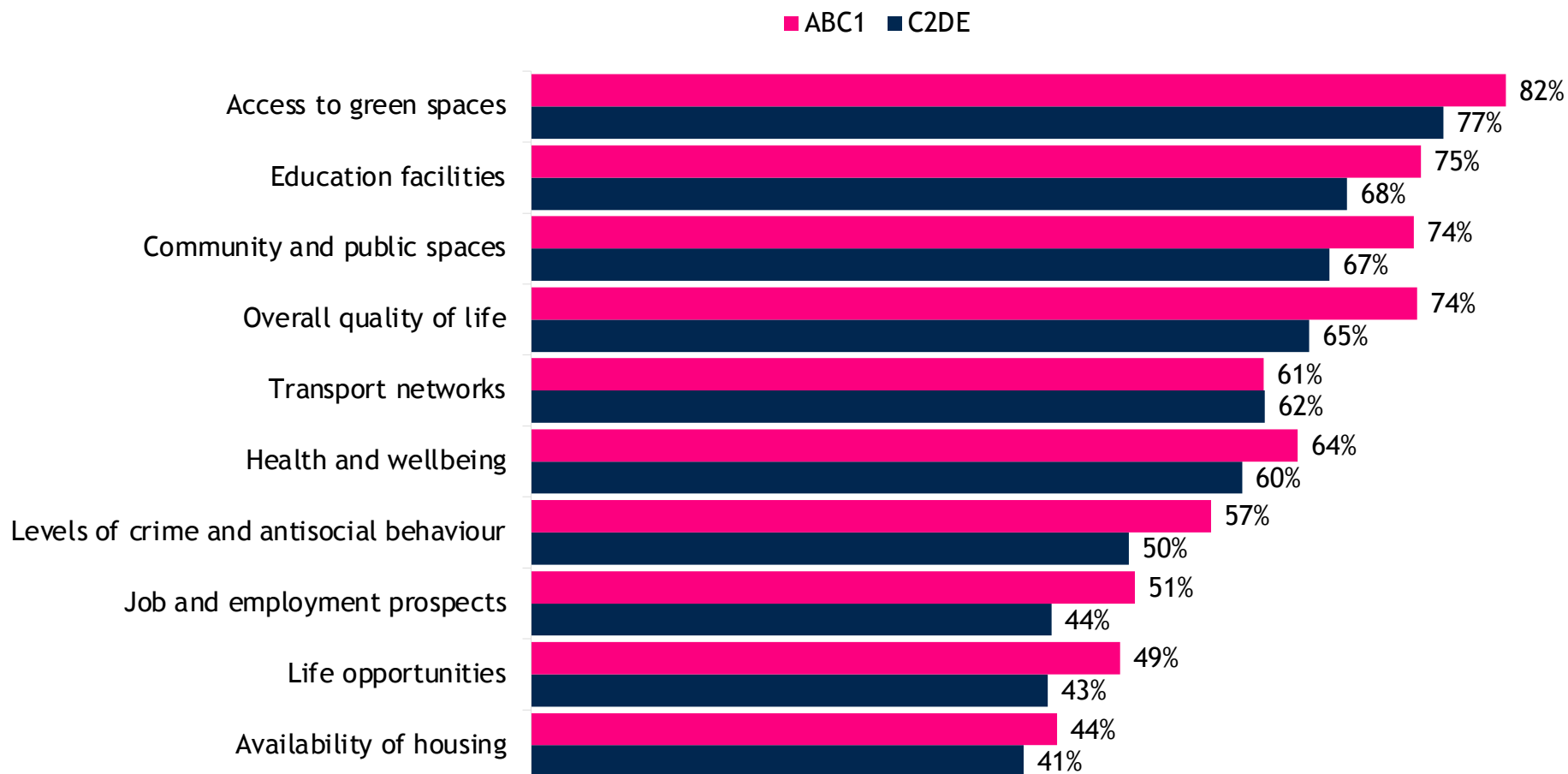


How well do you think your local community is faring in each of the following areas, compared to other communities in the UK?

Base: All respondents (n=8968)

Respondents from lower SEGs are less likely than those in higher SEGs to say that their local community is faring well (comparatively) across all areas, except transport networks

The proportion of respondents that say their community is doing well among the following areas, compared to other communities in the UK, by SEG

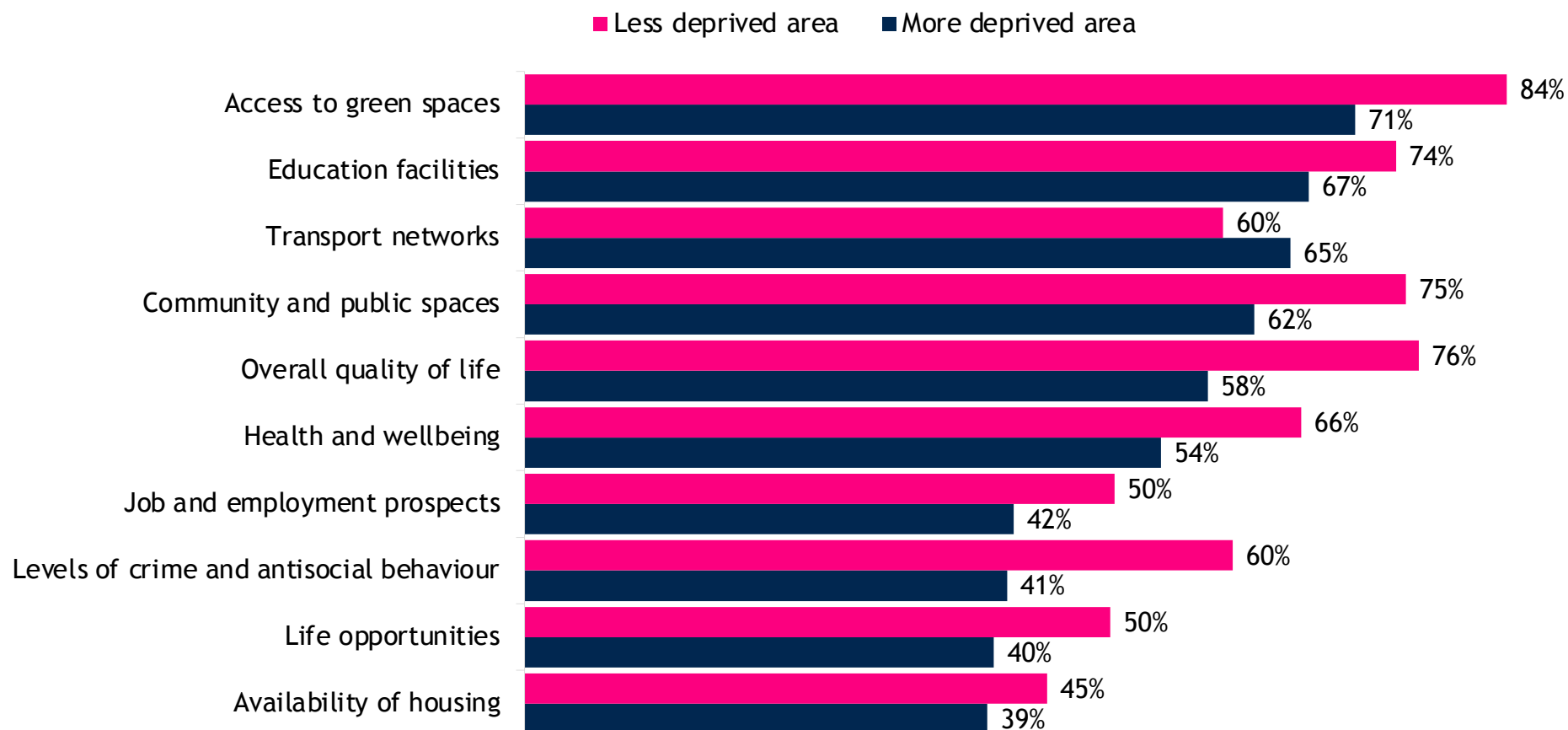


How well do you think your local community is faring in each of the following areas, compared to other communities in the UK?

Base: Respondents in each SEG (ABC1 n=5431; C2DE n=3537)

Respondents living in the most deprived areas are much less likely than those in less deprived areas to say that their community is doing well in all of the areas tested

The proportion of respondents that say their community is doing well among the following areas, compared to other communities in the UK, by deprivation level

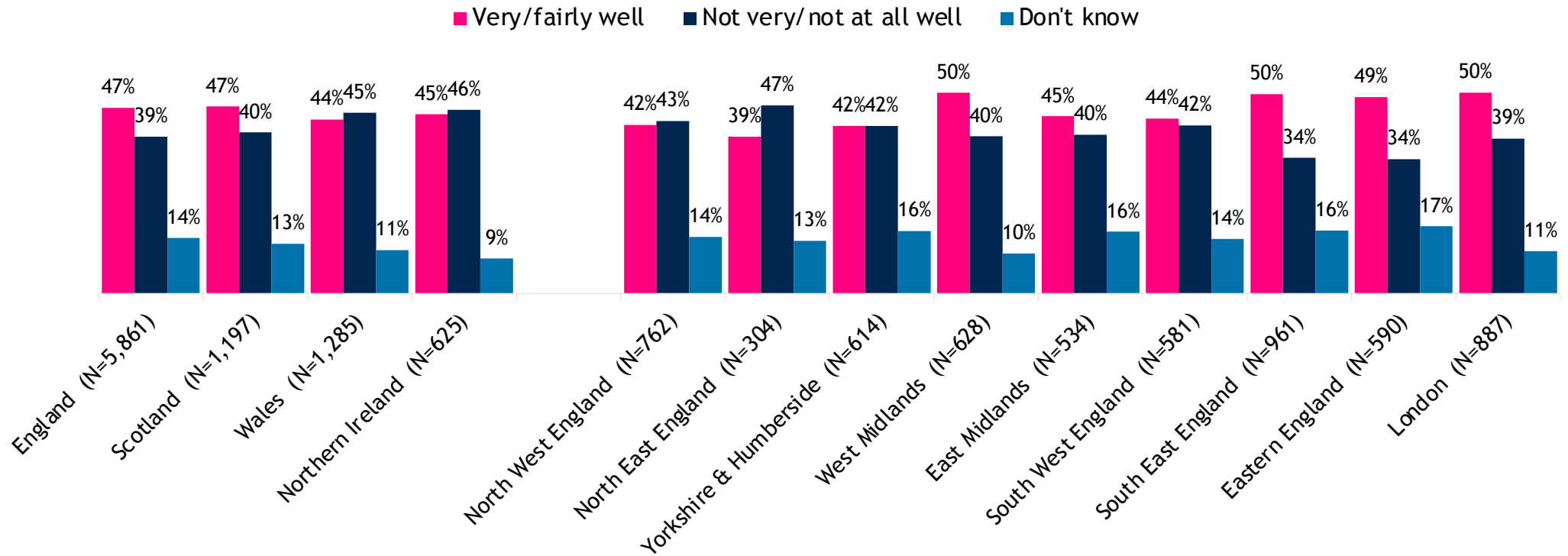


How well do you think your local community is faring in each of the following areas, compared to other communities in the UK?

Base: Respondents by deprivation level (More deprived area n=3018; Less deprived area n=5950)

Respondents in North East England are much less likely than those in other English regions to say that their community is faring well (comparatively) with regard to life opportunities

The proportion of respondents in each region who say their community is faring well or not for life opportunities, compared to other communities in the UK

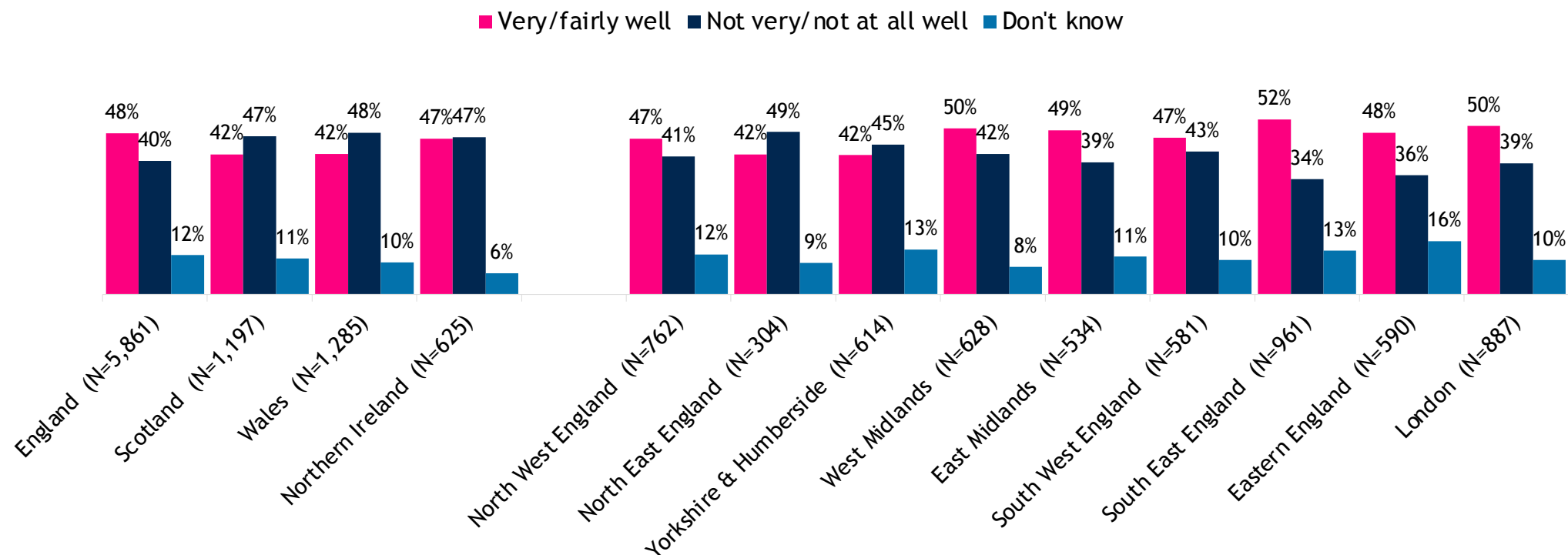


Life opportunities: How well do you think your local community is faring in each of the following areas, compared to other communities in the UK?

Base: Respondents in each country and region

Respondents are more split on whether their community fares well for job and employment prospects, with those in South East England most likely to say their community fares well (comparatively) in this area

The proportion of respondents in each region who say their community is faring well or not for job and employment prospects, compared to other communities in the UK



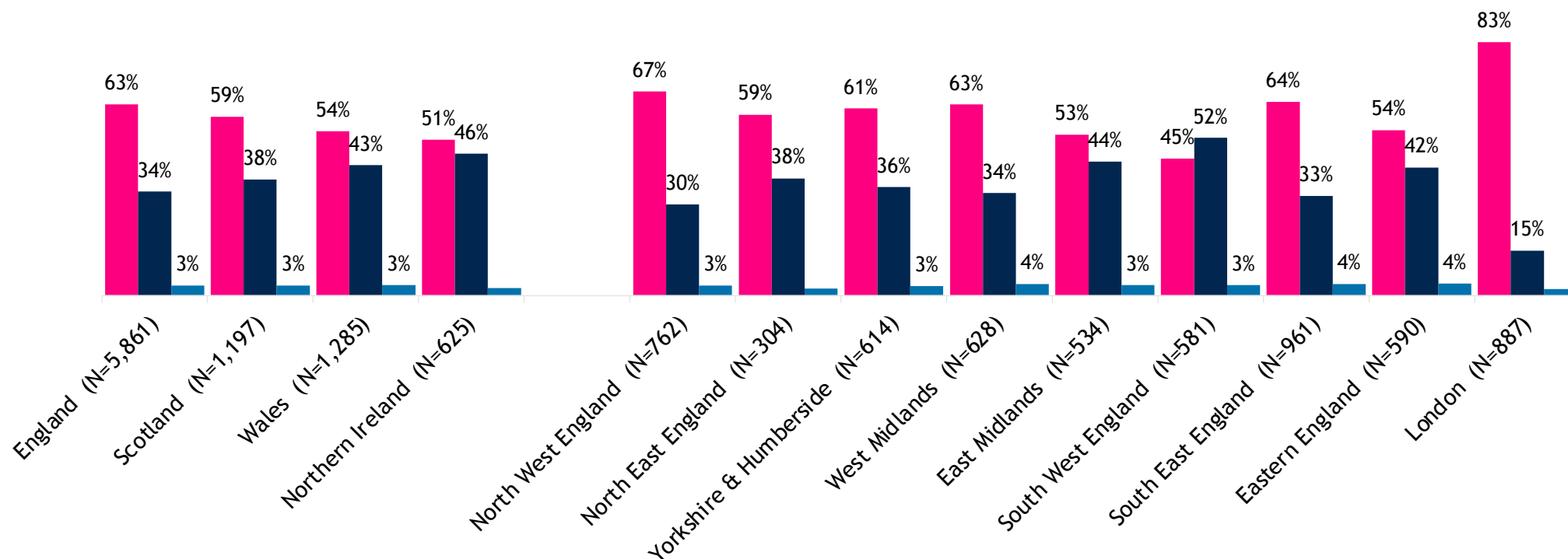
Job and employment prospects: How well do you think your local community is faring in each of the following areas, compared to other communities in the UK?

Base: Respondents in each country and region

Respondents in London are the English region most likely to say their community fares well (comparatively) for transport networks, while those in South West England are least likely to do so

The proportion of respondents in each region who say their community is faring well or not for transport networks, compared to other communities in the UK

■ Very/fairly well ■ Not very/not at all well ■ Don't know

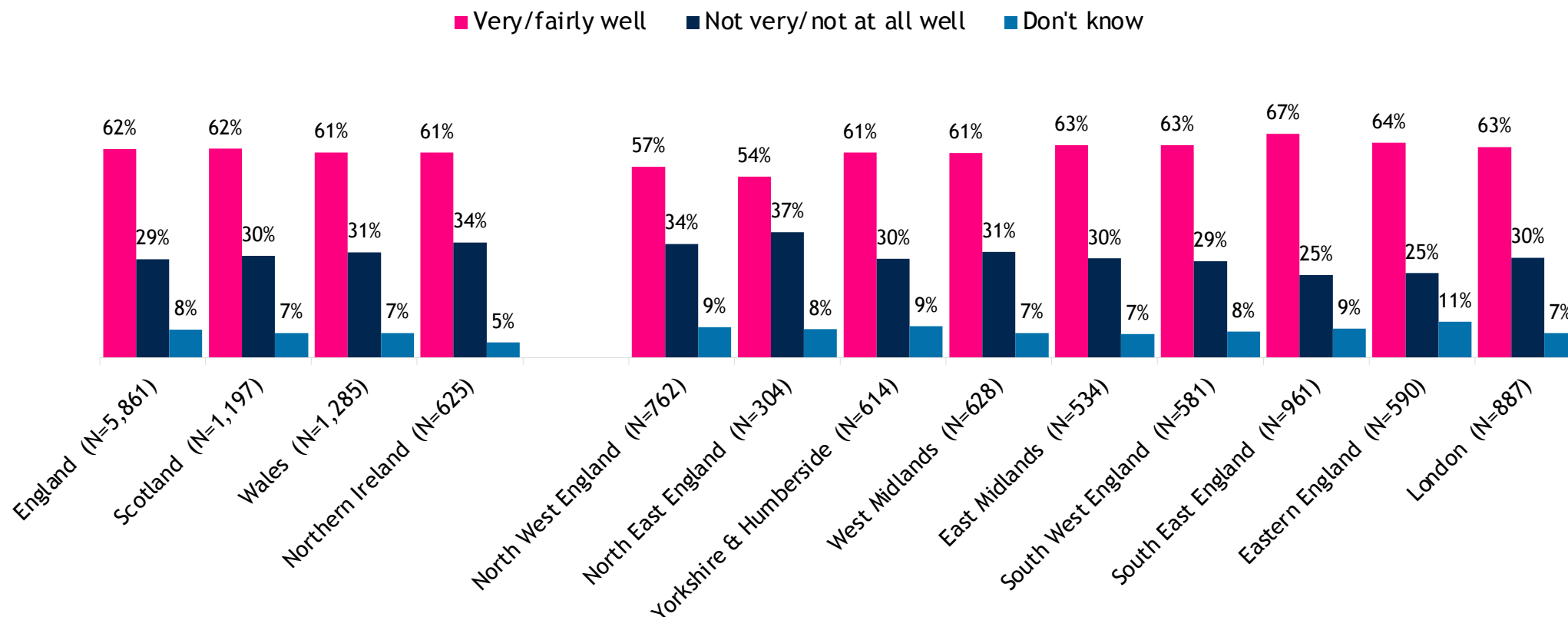


Transport networks: How well do you think your local community is faring in each of the following areas, compared to other communities in the UK?

Base: Respondents in each country and region

Respondents in North East England are the English region least likely to say their community fares well (comparatively) for health and wellbeing

The proportion of respondents in each region who say their community is faring well or not for health and wellbeing, compared to other communities in the UK

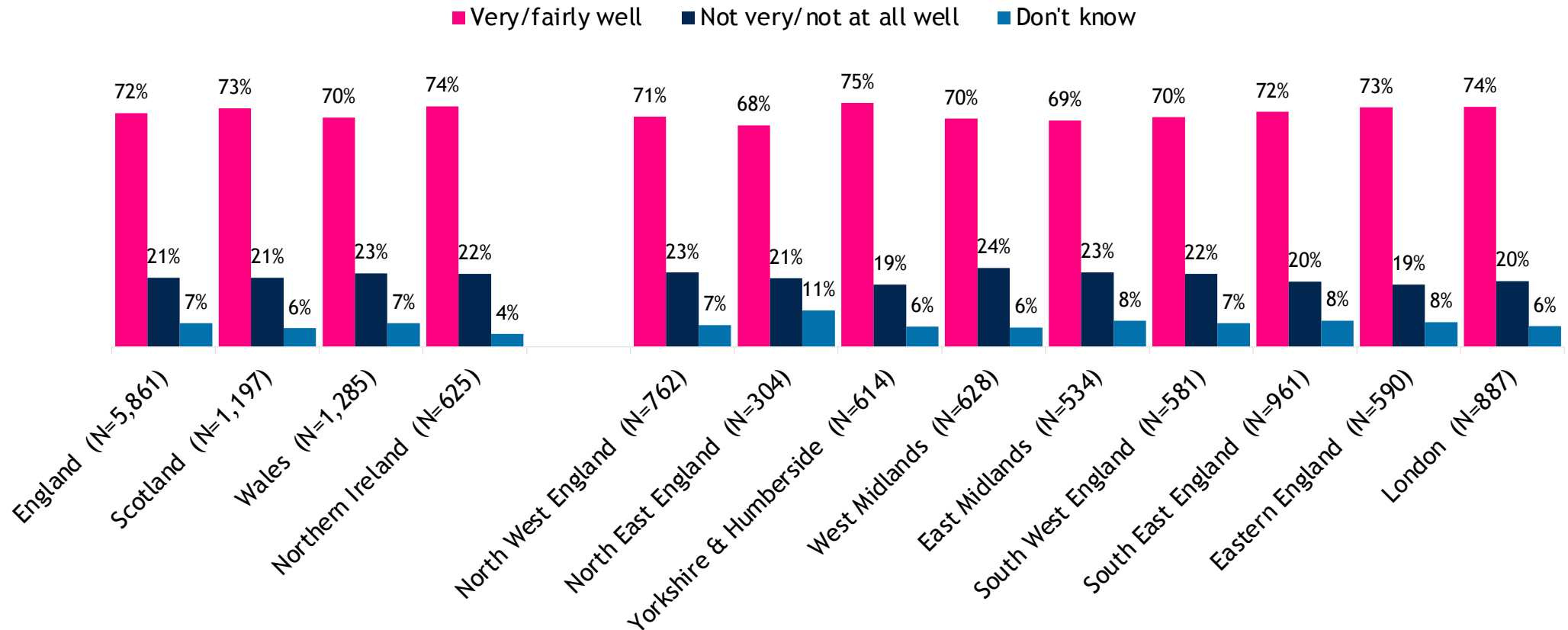


Health and wellbeing: How well do you think your local community is faring in each of the following areas, compared to other communities in the UK?

Base: Respondents in each country and region

A majority of respondents in each region say that their community fares well (comparatively) with regard to education facilities

The proportion of respondents in each region who say their community is faring well or not for education facilities, compared to other communities in the UK

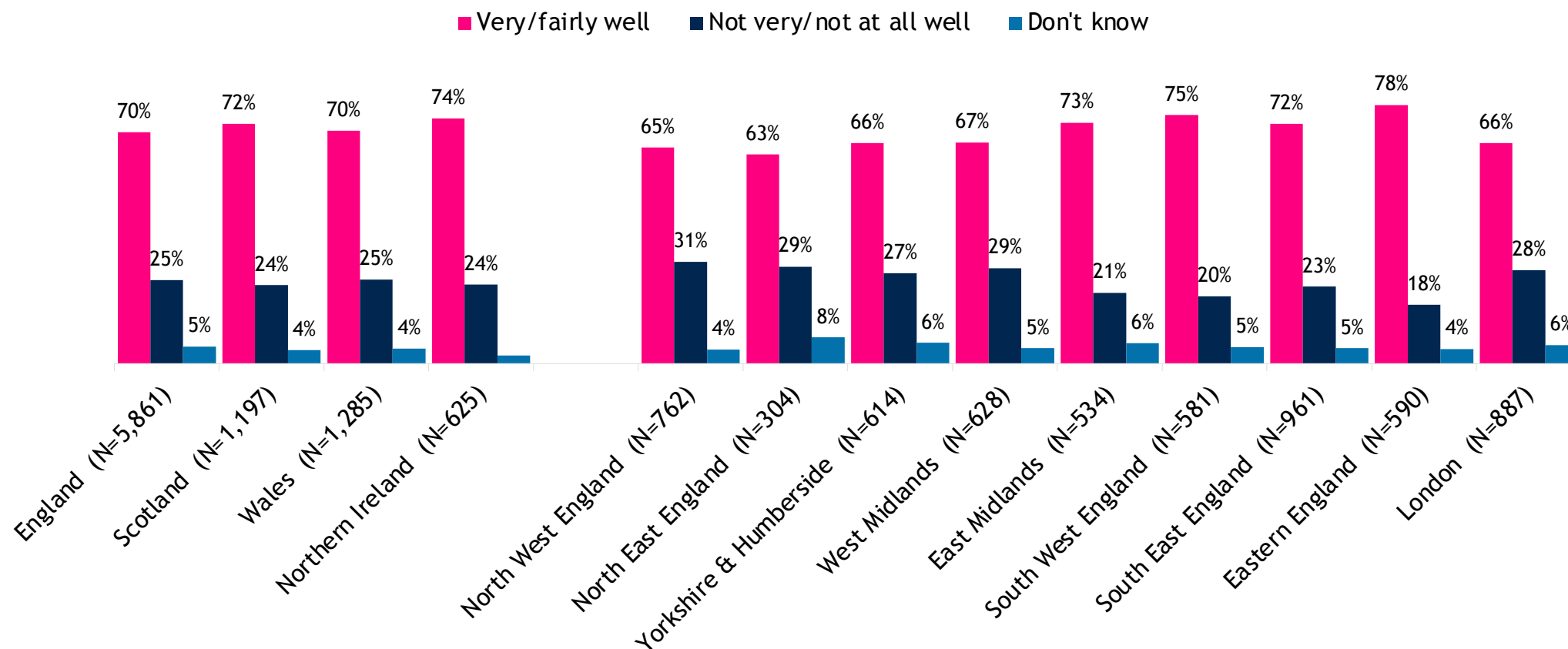


Education facilities: How well do you think your local community is faring in each of the following areas, compared to other communities in the UK?

Base: Respondents in each country and region

At least three in five respondents in all regions say that their community fares well (comparatively) for overall quality of life

The proportion of respondents in each region who say their community is faring well or not for overall quality of life, compared to other communities in the UK

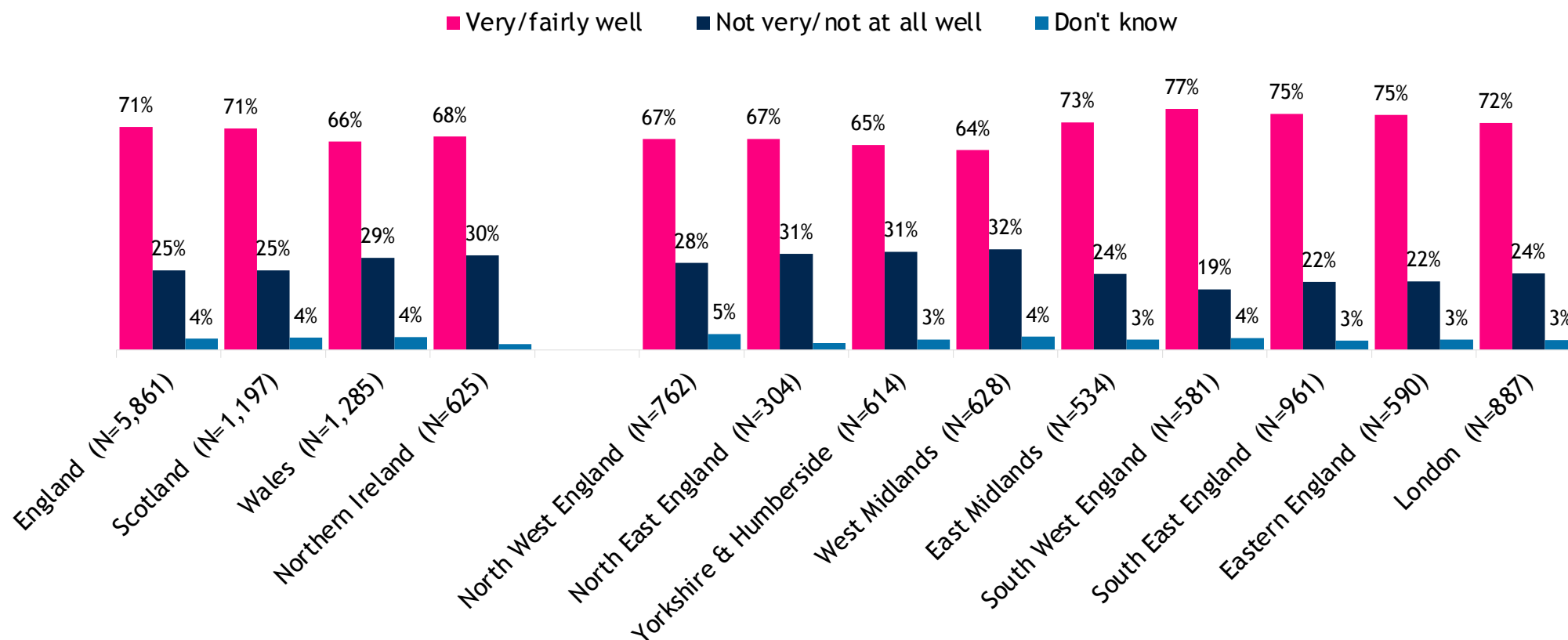


Overall quality of life: How well do you think your local community is faring in each of the following areas, compared to other communities in the UK?

Base: Respondents in each country and region

Respondents across all regions are much more likely to say that their community is faring well (comparatively) with regard to community and public spaces

The proportion of respondents in each region who say their community is faring well or not for community and public spaces, compared to other communities in the UK

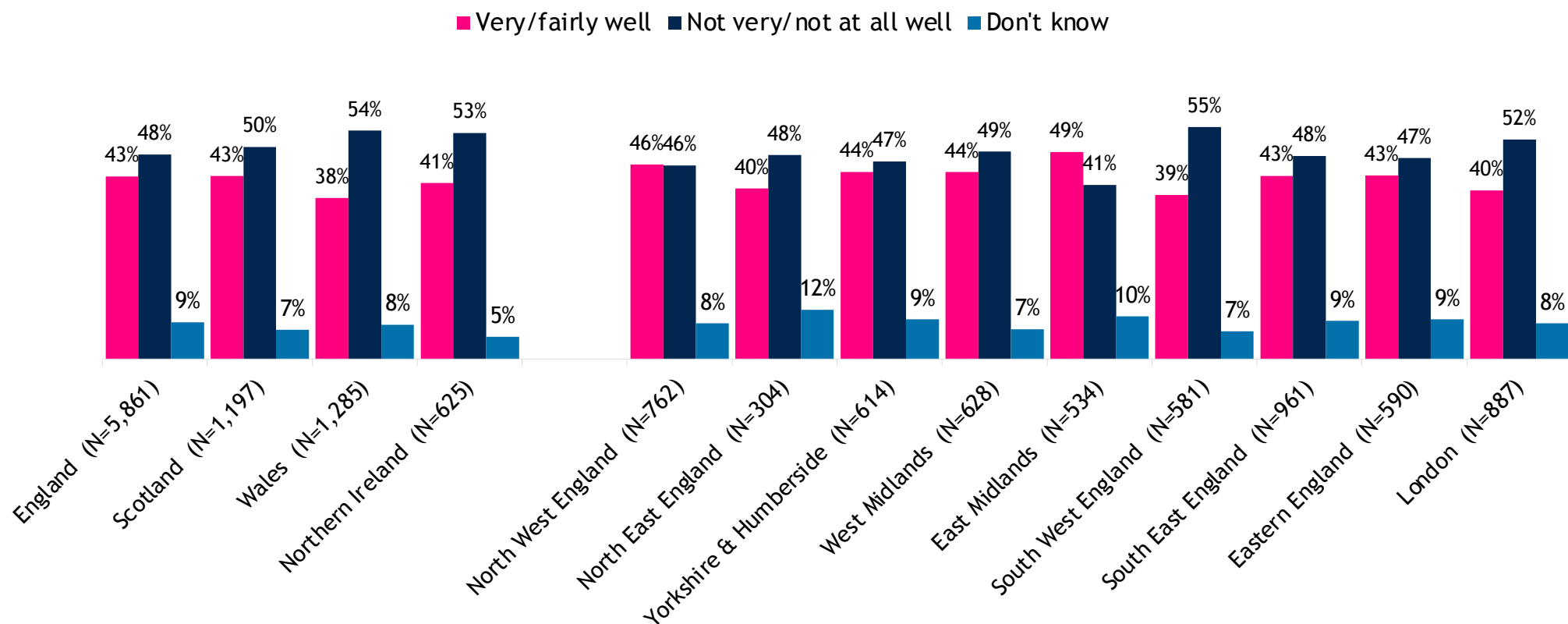


Community and public spaces: How well do you think your local community is faring in each of the following areas, compared to other communities in the UK?

Base: Respondents in each country and region

Respondents in London and South West England are more likely than those in other English regions to say that their community is not faring well (comparatively) in regard to housing availability

The proportion of respondents in each region who say their community is faring well or not for housing availability, compared to other communities in the UK

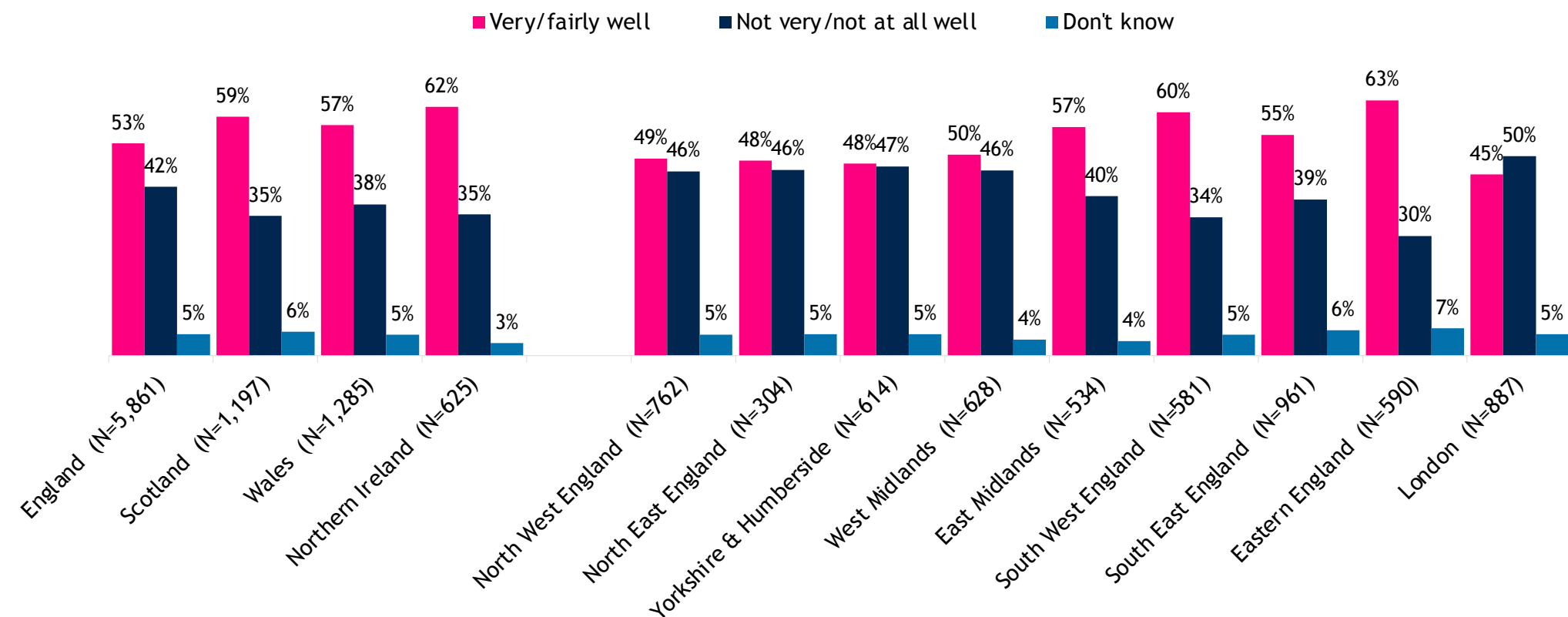


Availability of housing: How well do you think your local community is faring in each of the following areas, compared to other communities in the UK?

Base: Respondents in each country and region

Respondents living in the North of England, West Midlands and London are split on whether their local community is faring well or not (comparatively) for levels of crime and antisocial behaviour

The proportion of respondents in each region who say their community is faring well or not for levels of crime and antisocial behaviour, compared to other communities in the UK

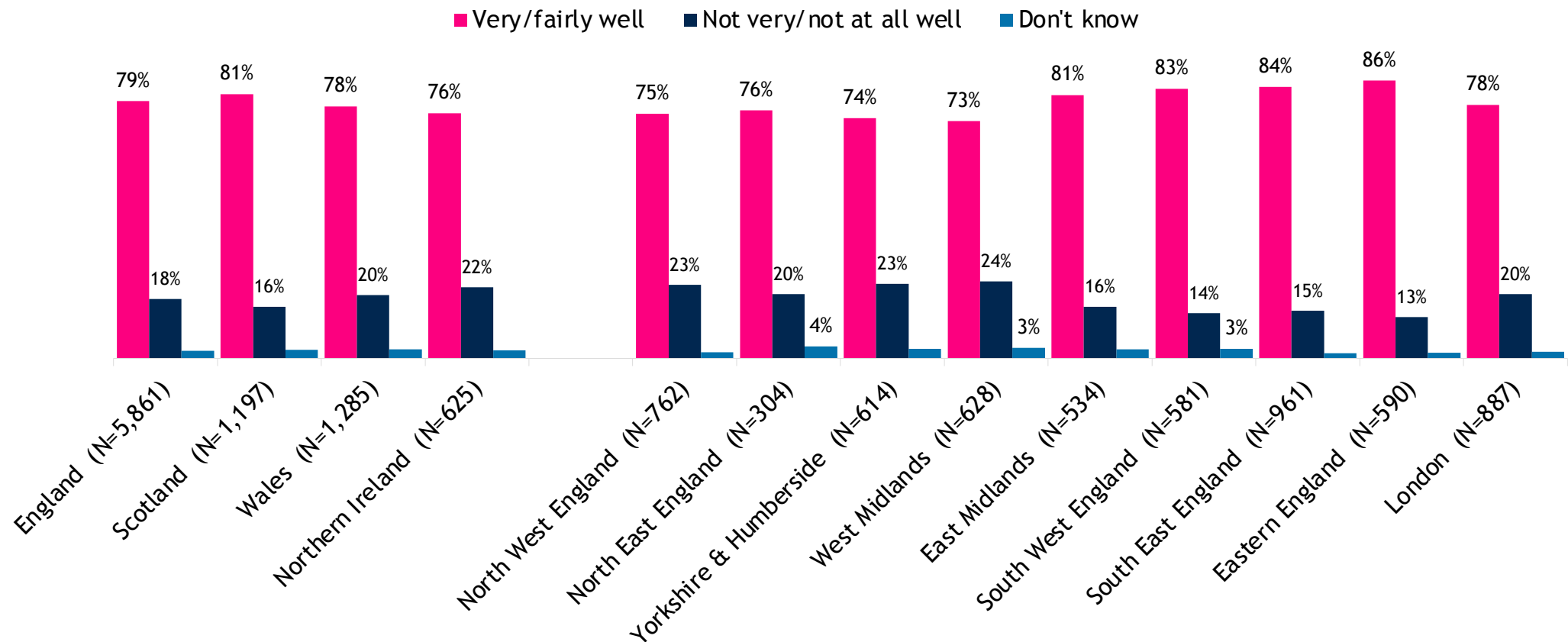


Levels of crime and antisocial behaviour: How well do you think your local community is faring in each of the following areas, compared to other communities in the UK?

Base: Respondents in each country and region

Over seven in ten respondents in each country and region say their community is faring well (comparatively) for access to green spaces

The proportion of respondents in each region who say their community is faring well or not for access to green spaces, compared to other communities in the UK

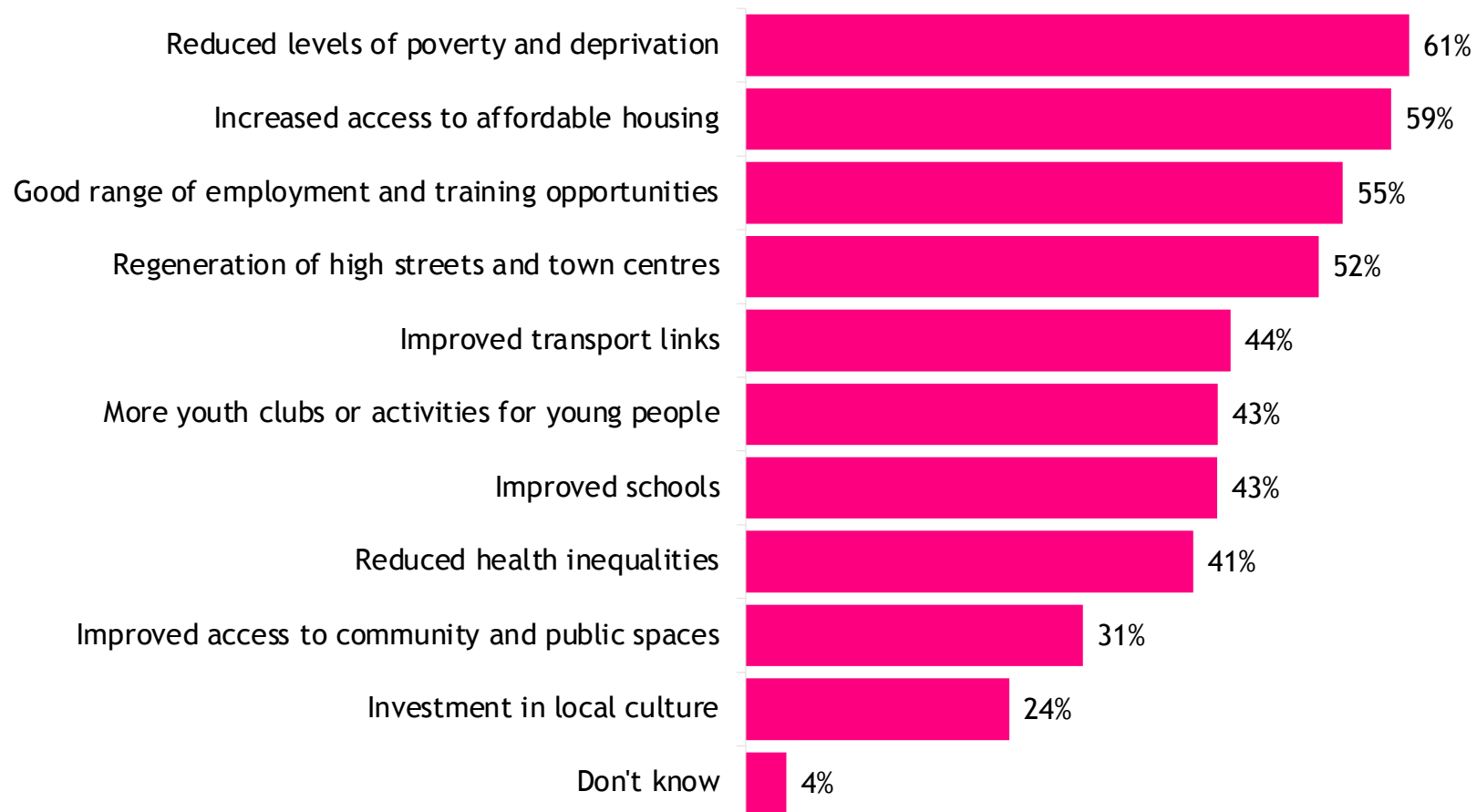


Access to green spaces: How well do you think your local community is faring in each of the following areas, compared to other communities in the UK?

Base: Respondents in each country and region

Reducing poverty, increasing access to affordable housing, and employment opportunities are considered the most important factors in helping an area to level up

The proportion of respondents who say the following factors are important in helping an area to level up

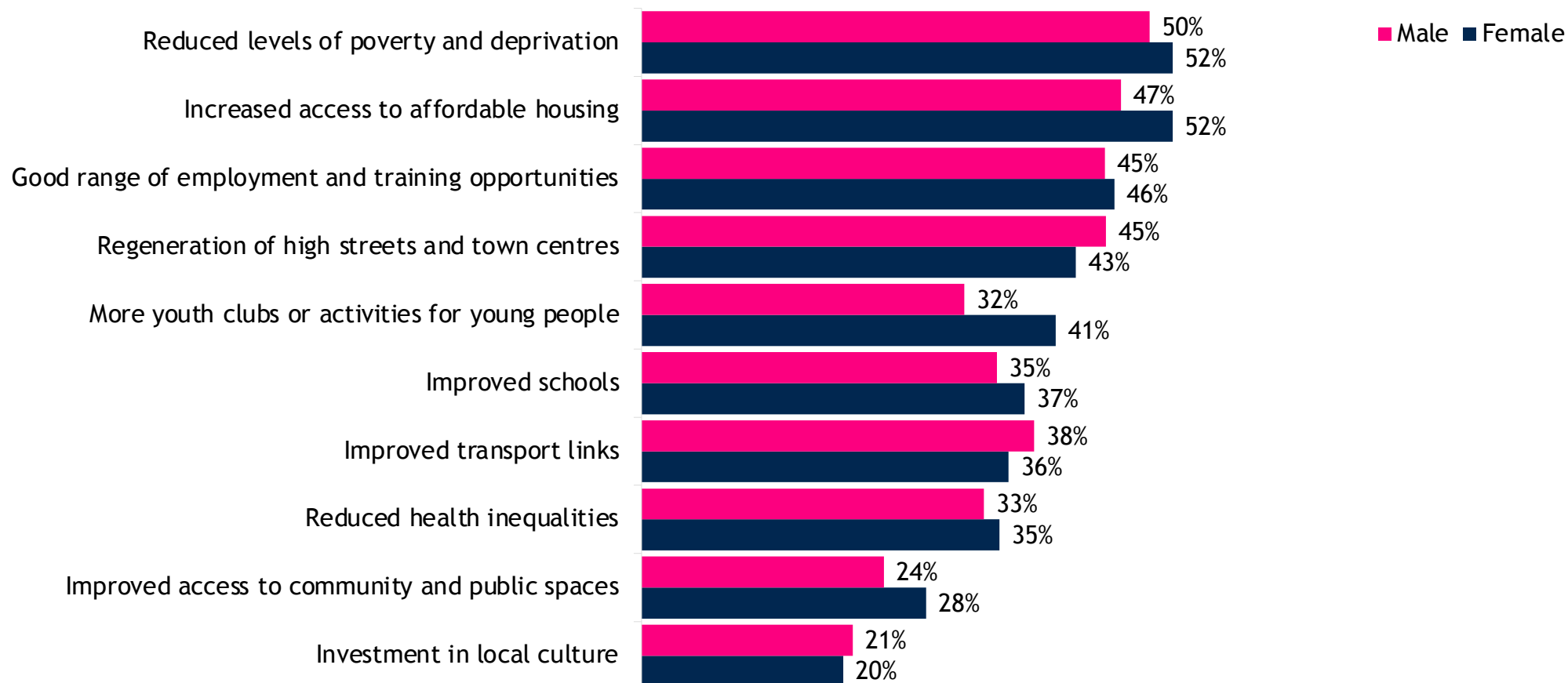


Which of the following do you think are most important in helping an area to level up?

Base: All respondents (n=8968)

Women are more likely than men to say that reducing levels of poverty and increasing access to affordable housing are the most important factors in helping an area to level up

The proportion of respondents who say the following factors are important in helping an area to level up by gender

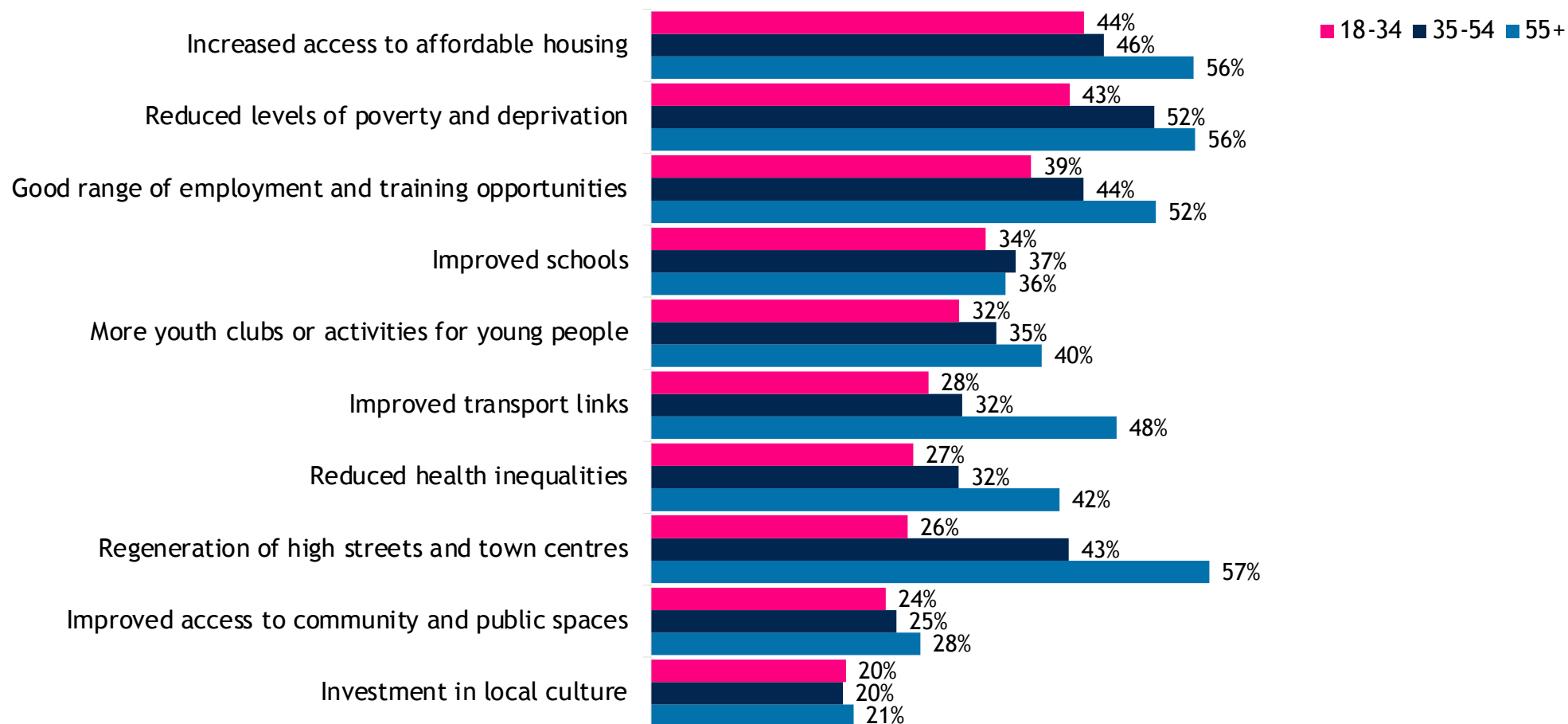


Which of the following do you think are most important in helping an area to level up?

Base: Respondents in each gender (Male: n=3865; Female: n=5071)

Over 55s are more than twice as likely as 18-34s to say that regeneration of high streets and town centres are important in helping an area to level up

The proportion of respondents who say the following factors are important in helping an area to level up, by age

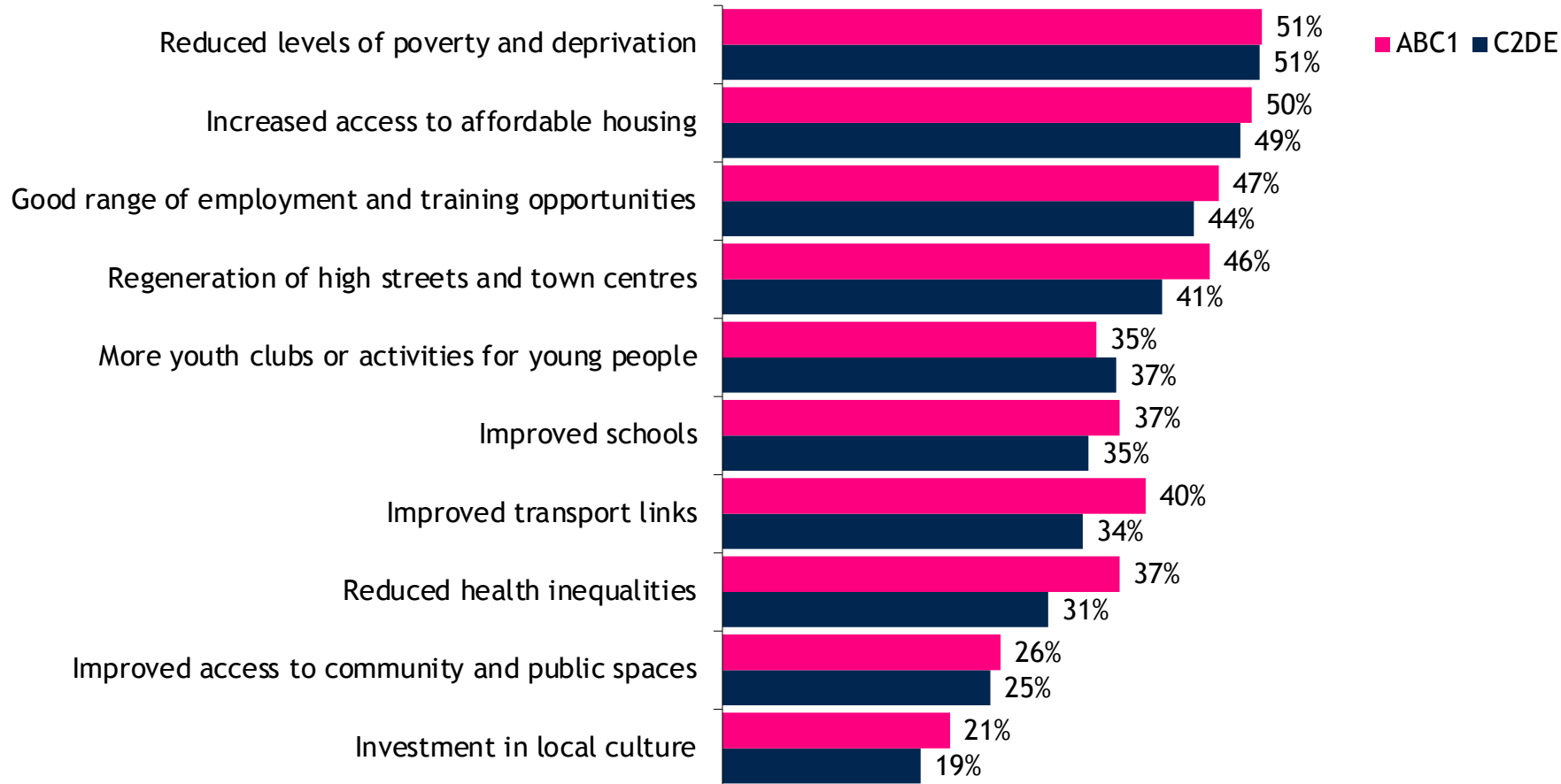


Which of the following do you think are most important in helping an area to level up?

Base: Respondents in each age group (18-34 n=2728; 35-54 n=3262; 55+ n=2978)

Those from higher SEGs are more likely than those from lower SEGs to say that employment opportunities, regeneration of high streets, and improved transport links are important factors for an area to level up

The proportion of respondents who say the following factors are important in helping an area to level up, by SEG

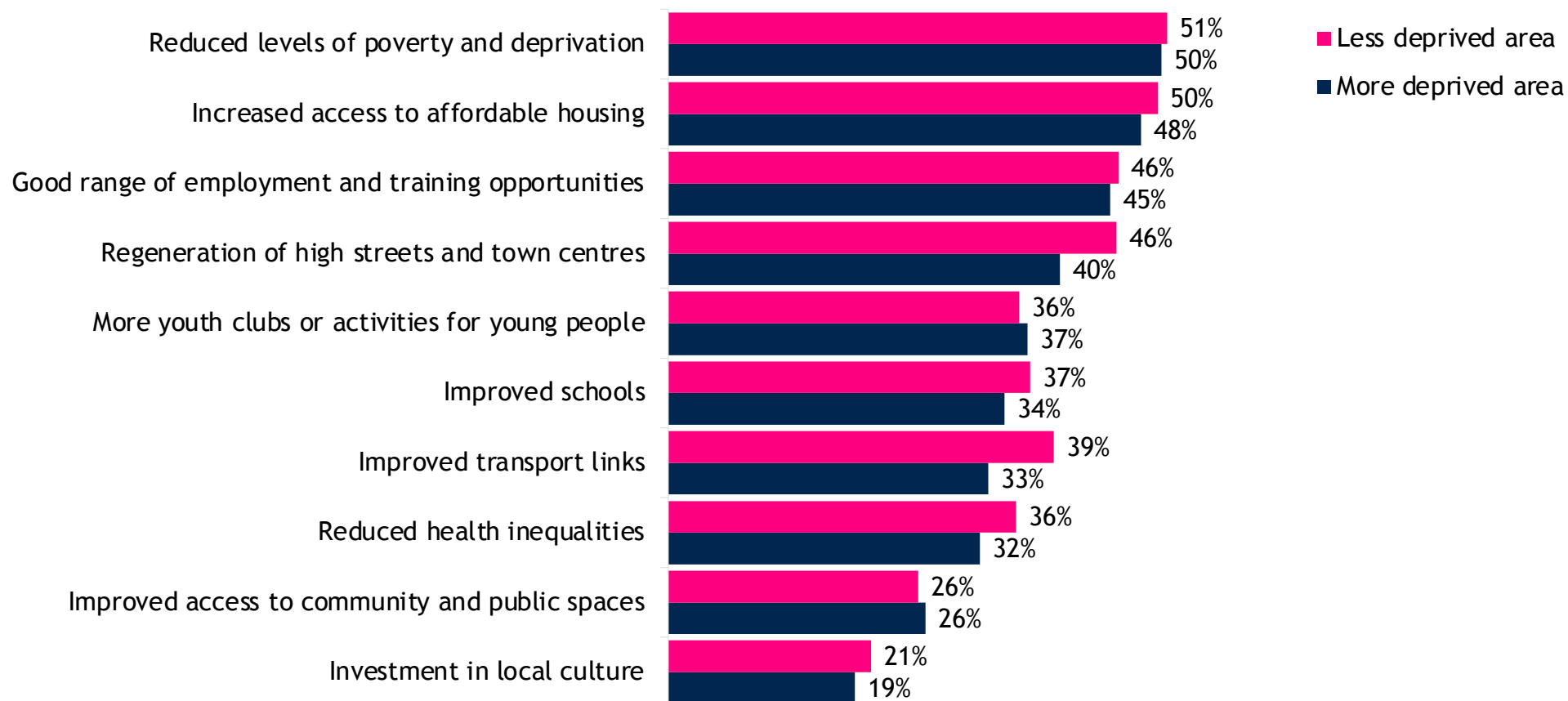


Which of the following do you think are most important in helping an area to level up?

Base: Respondents in each SEG (ABC1 n=5431; C2DE n=3537)

Those living in less deprived areas are more likely to say that access to affordable housing, regeneration of high streets, and improved transport links are important in helping an area to level up

The proportion of respondents who say the following factors are important in helping an area to level up, by IMD ranking

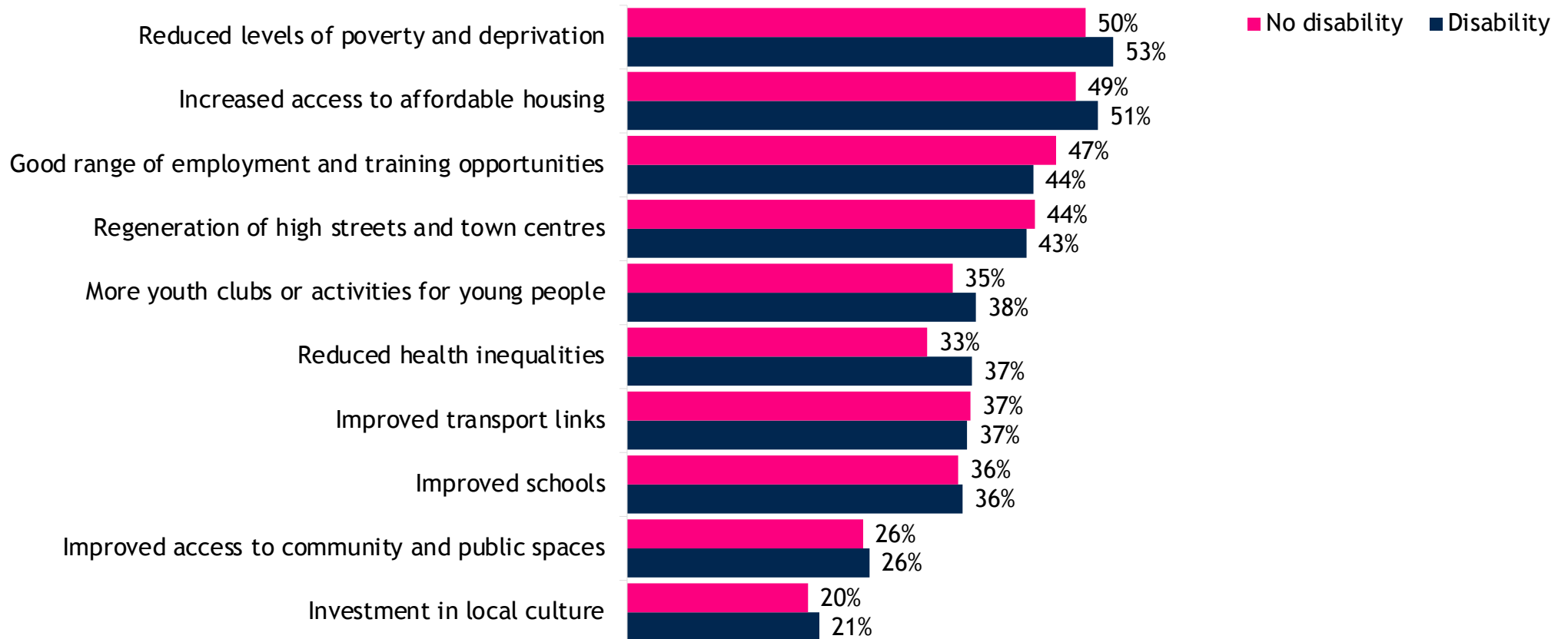


Which of the following do you think are most important in helping an area to level up?

Base: Respondents by deprivation level (More deprived area n=3018; Less deprived area n=5950)

Respondents who have a disability are more likely to say that reducing poverty, access to affordable housing, and youth clubs are important in helping an area to level up

The proportion of respondents who say the following factors are important in helping an area to level up, by disability

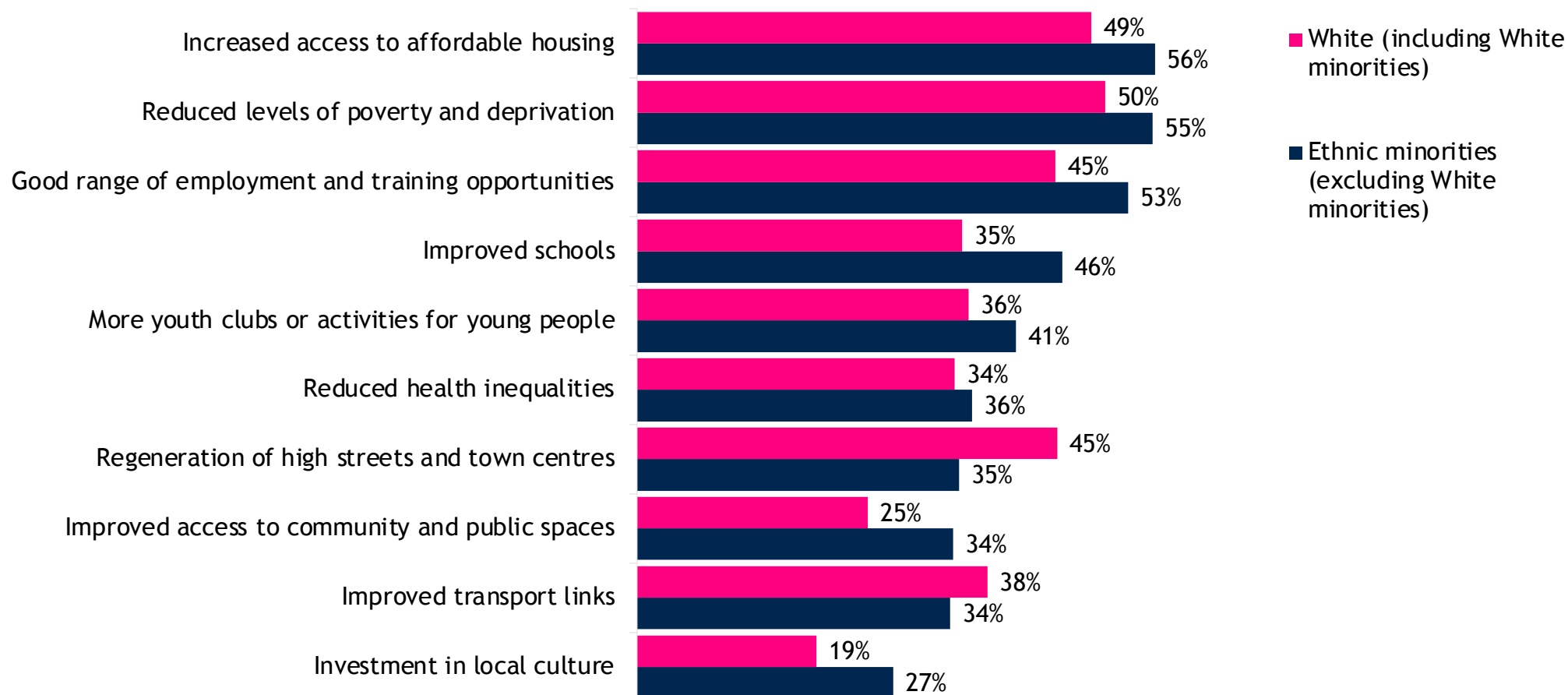


Which of the following do you think are most important in helping an area to level up?

Base: Respondents by disability

White respondents are more likely than ethnic minorities to say that regeneration of high streets and improved transport links are important in helping an area to level up

The proportion of respondents who say the following factors are important in helping an area to level up

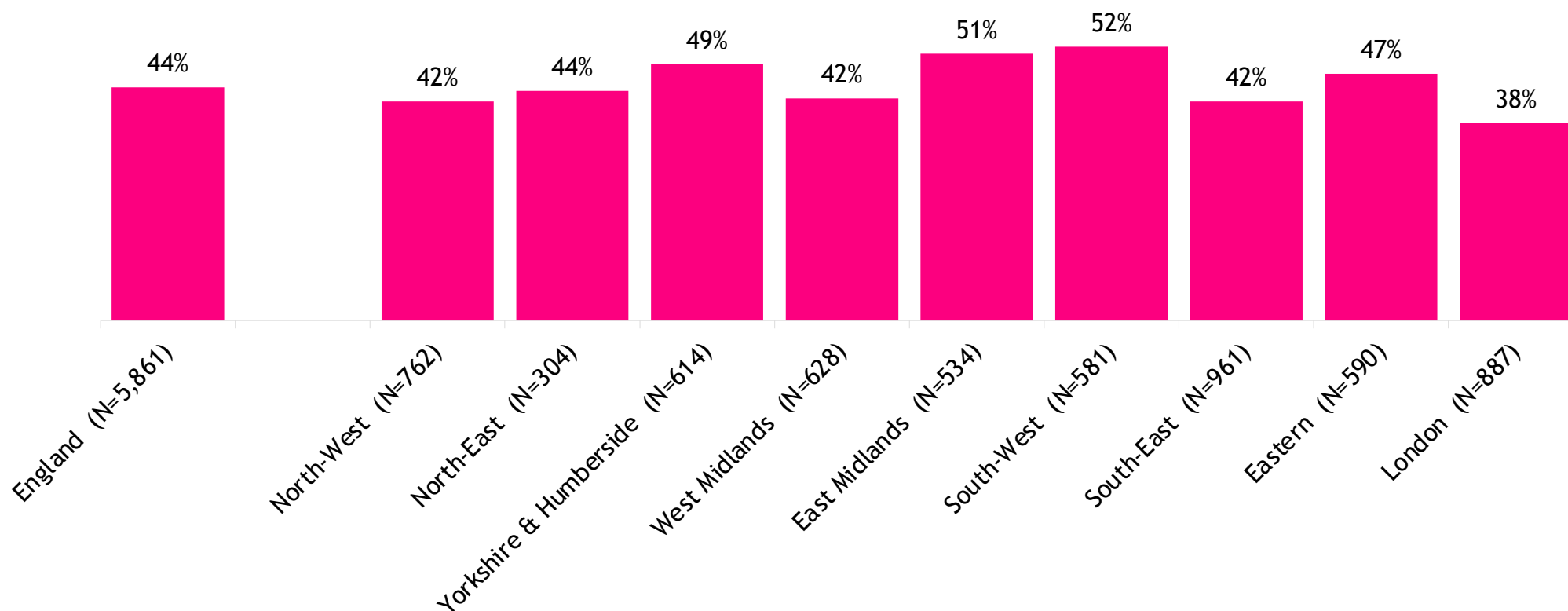


Which of the following do you think are most important in helping an area to level up?

Base: Respondents in each gender (Male: n=3865; Female: n=5071)

Half of respondents in East Midlands and South West England say that improved transport links are important in helping an area to level up

The proportion of respondents in each region who say that improved transport links are important in helping an area to level up

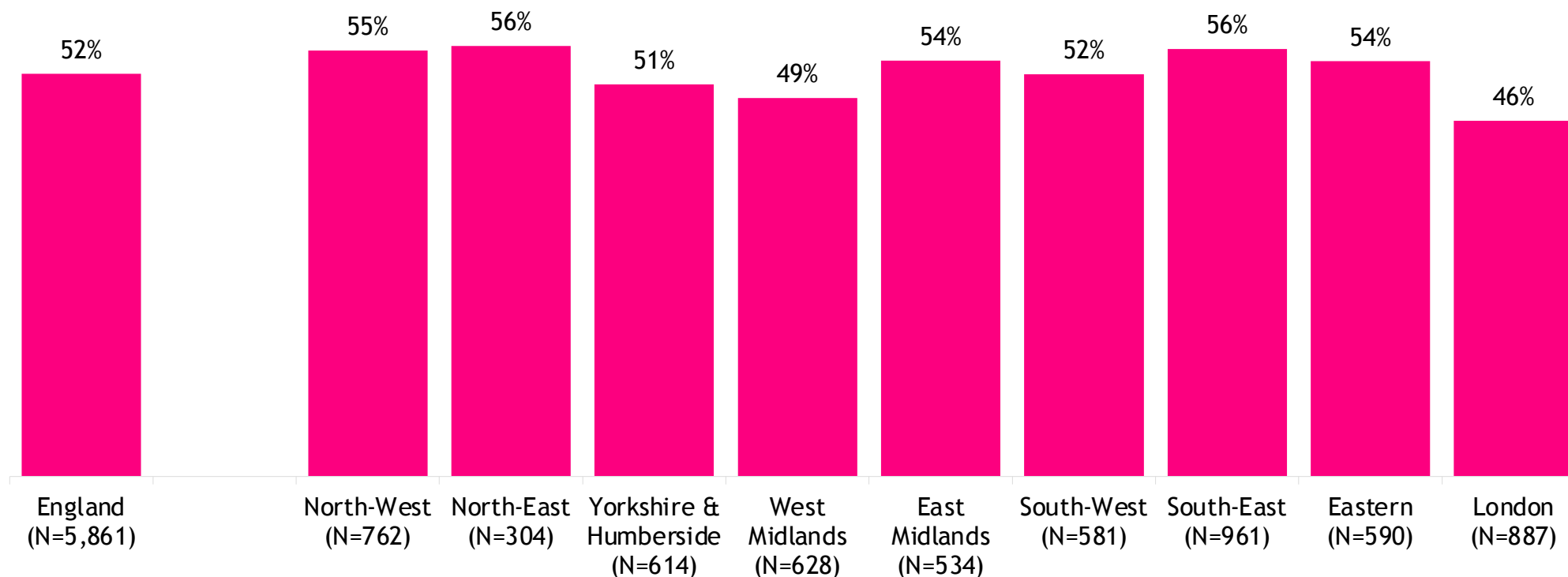


Which of the following do you think are most important in helping an area to level up?

Base: Respondents in each country and region

At least two in five respondents in each region say that regeneration of high streets and town centres are important in helping an area to level up

The proportion of respondents in each region who say that regeneration of high streets and town centres are important in helping an area to level up

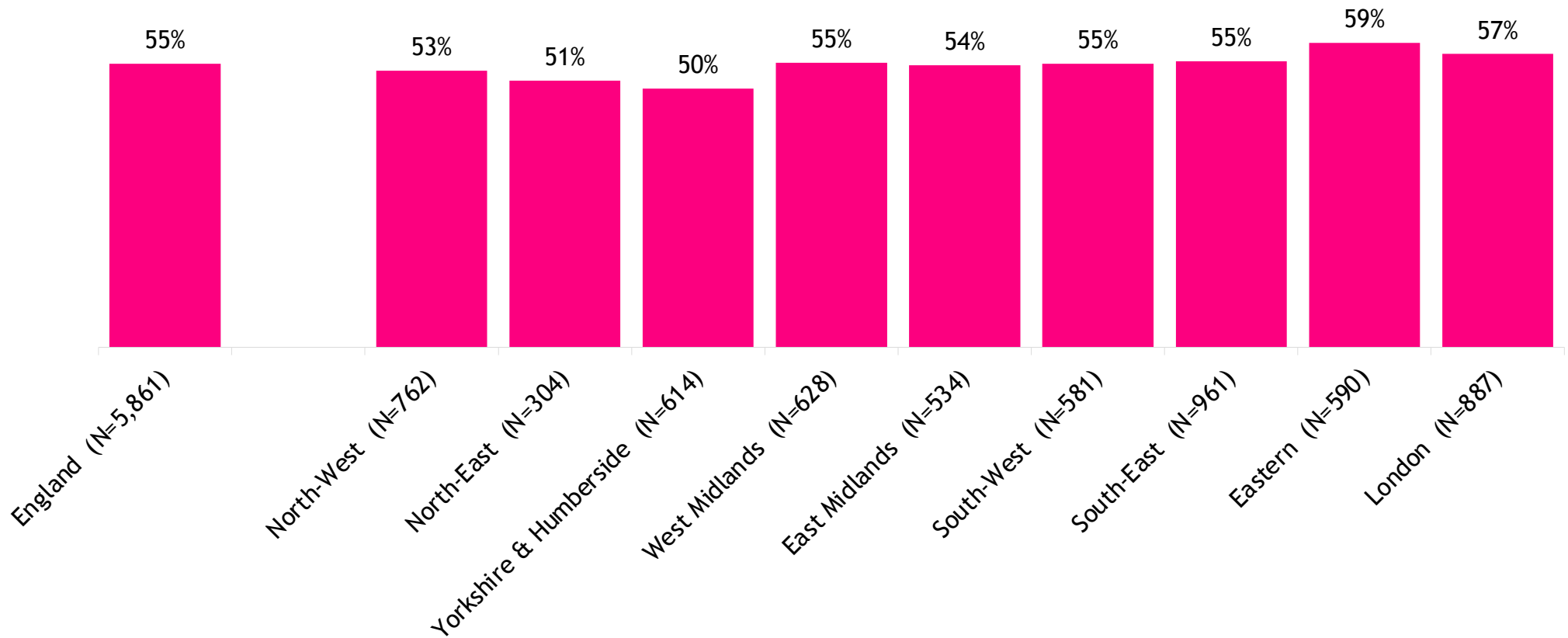


Which of the following do you think are most important in helping an area to level up?

Base: Respondents in each country and region

Respondents in East England and London are the most likely to say that employment and training opportunities are important in helping an area to level up

The proportion of respondents in each region who say that a good range of employment and training opportunities are important in helping an area to level up

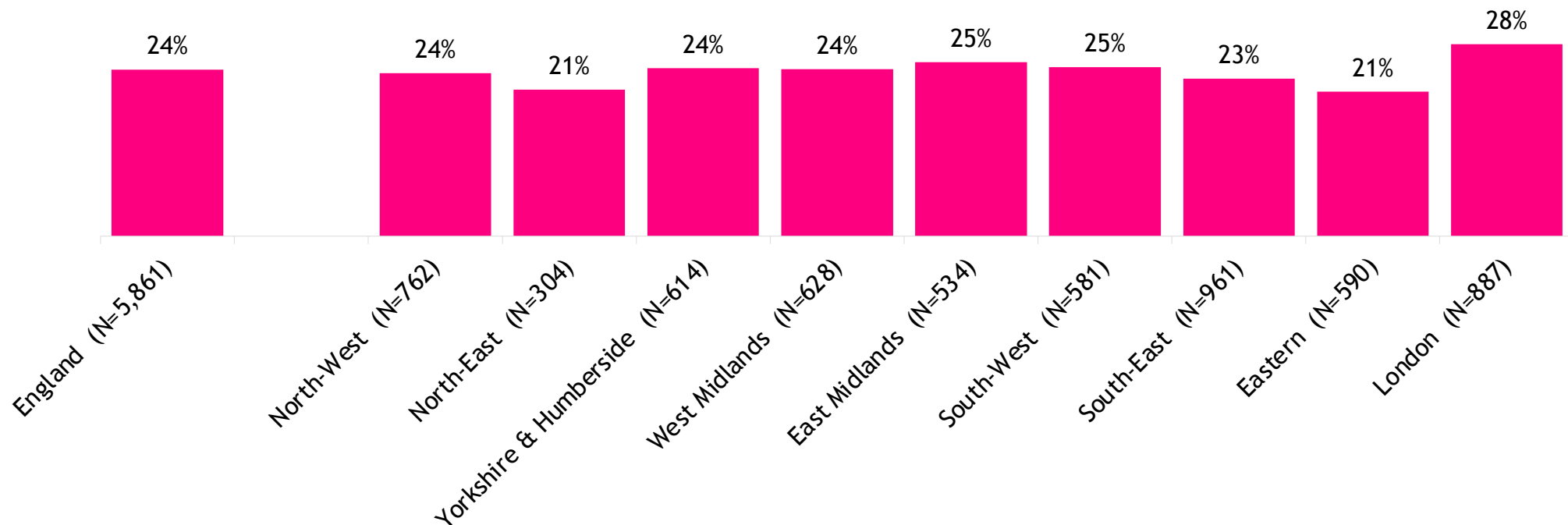


Which of the following do you think are most important in helping an area to level up?

Base: Respondents in each country and region

Respondents living in London are most likely to say that investment in local culture is important in helping an area to level up

The proportion of respondents in each region who say that investment in local culture is important in helping an area to level up

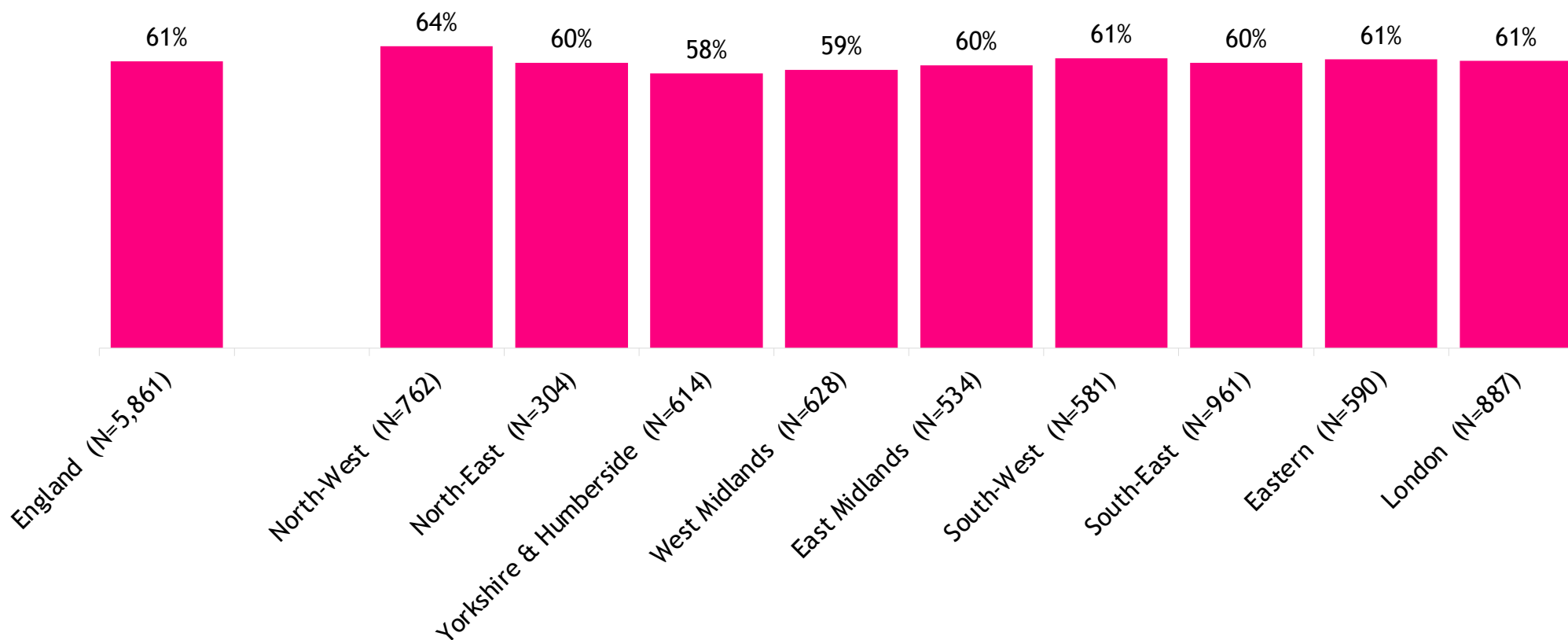


Which of the following do you think are most important in helping an area to level up?

Base: Respondents in each country and region

Respondents in North West England are most likely to say that reducing levels of poverty and deprivation is important in helping an area to level up

The proportion of respondents in each region who say that reducing levels of poverty and deprivation is important in helping an area to level up

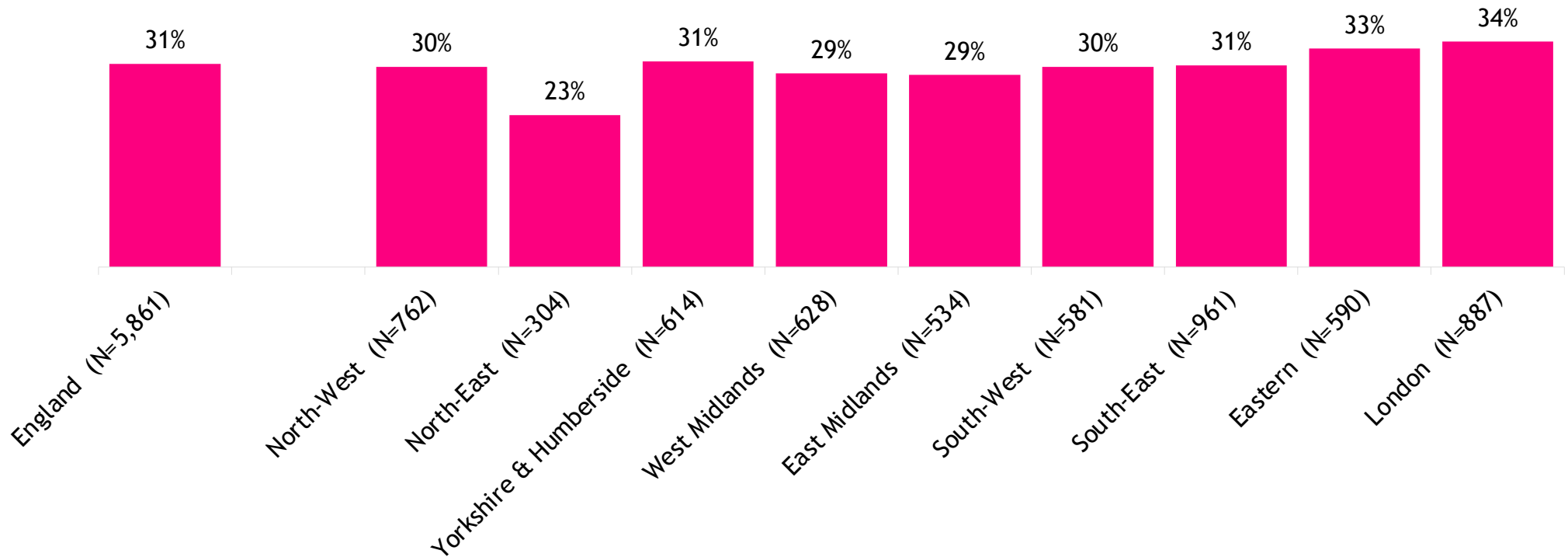


Which of the following do you think are most important in helping an area to level up?

Base: Respondents in each country and region

Respondents in North East England are the least likely to say that improved access to community and public spaces is important in helping an area to level up

The proportion of respondents in each region who say that improved access to community and public spaces is important in helping an area to level up

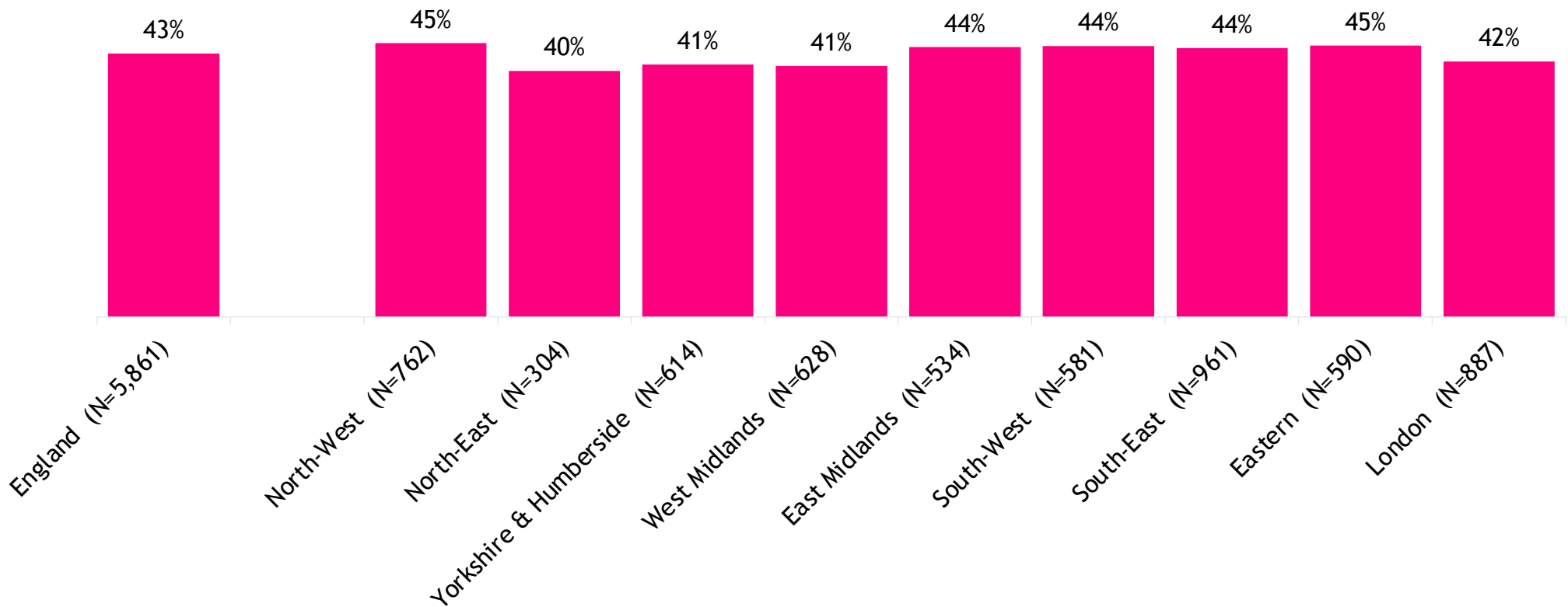


Which of the following do you think are most important in helping an area to level up?

Base: Respondents in each country and region

Around two in five respondents in each region say more youth clubs or activities for young people are important in helping an area to level up

The proportion of respondents in each region who say that more youth clubs or activities for young people are important in helping an area to level up

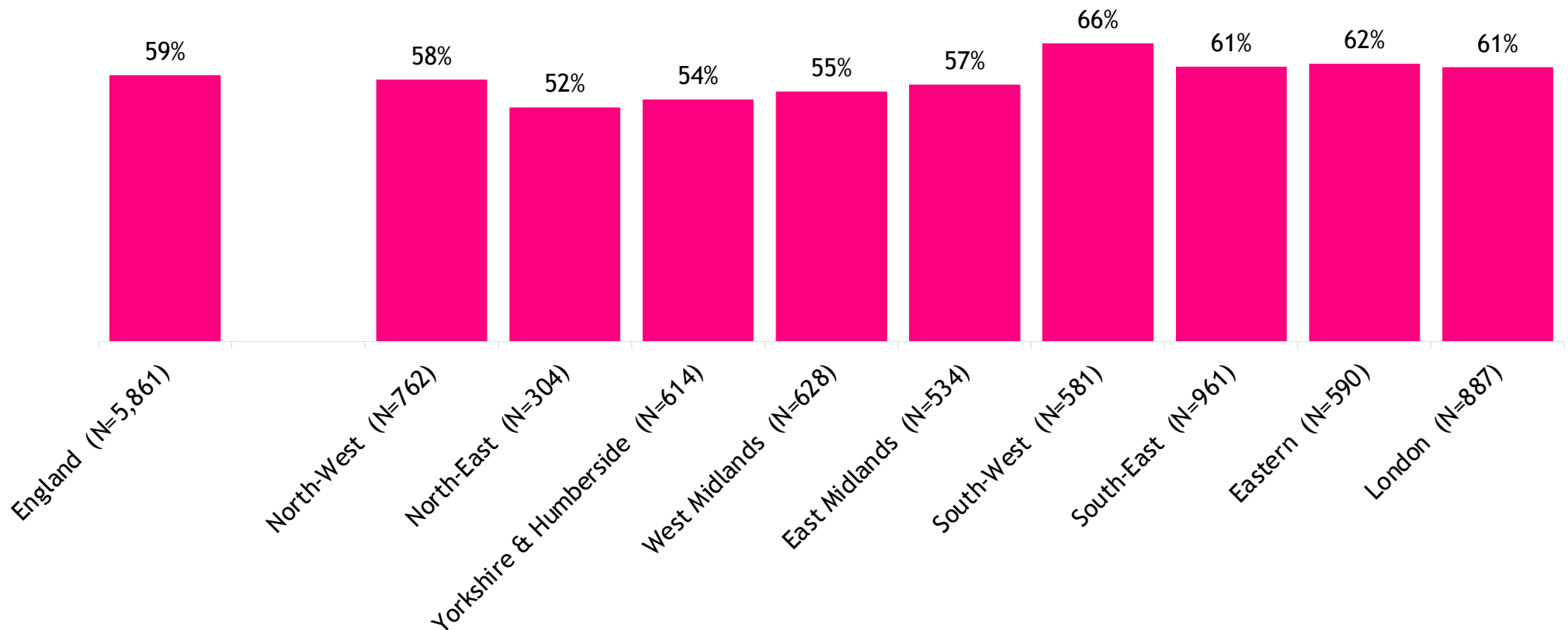


Which of the following do you think are most important in helping an area to level up?

Base: Respondents in each country and region

Those in South West England are most likely to say that increased access to affordable housing is important in helping an area to level up

The proportion of respondents in each region who say that increased access to affordable housing is important in helping an area to level up

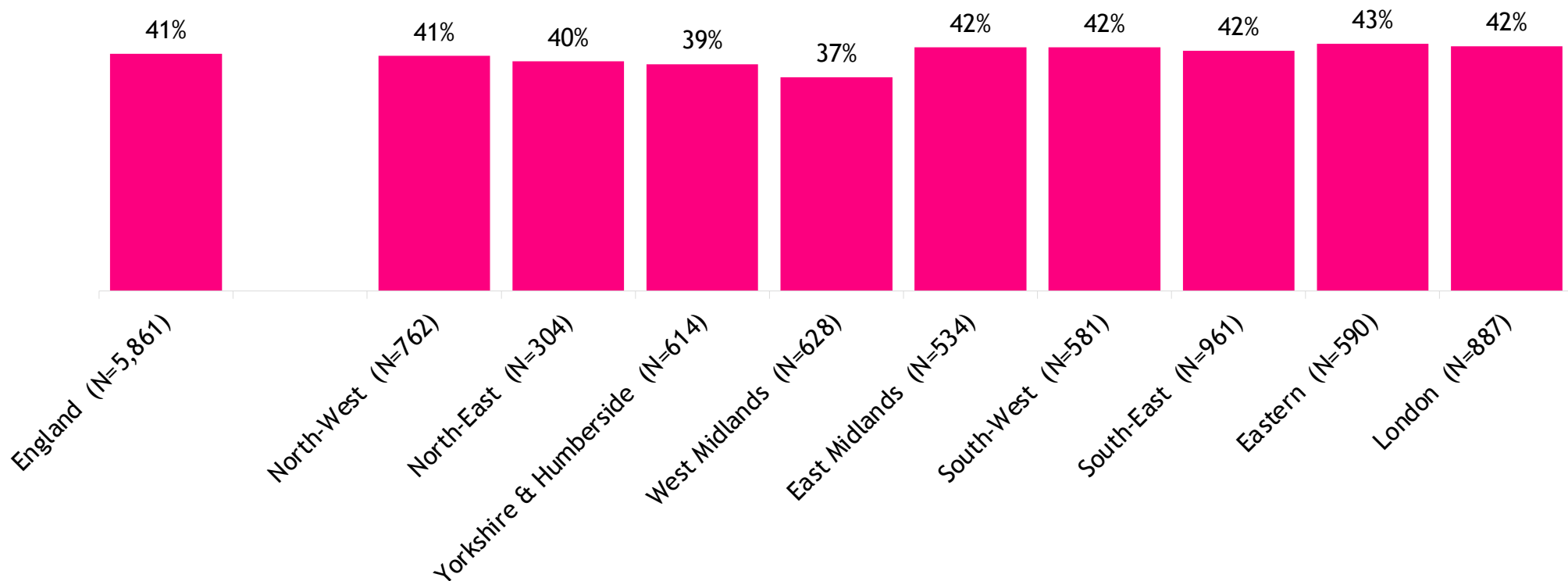


Which of the following do you think are most important in helping an area to level up?

Base: Respondents in each country and region

Around two in five respondents in each region say that reducing health inequalities is important in helping an area to level up

The proportion of respondents in each region who say that reducing health inequalities is important in helping an area to level up

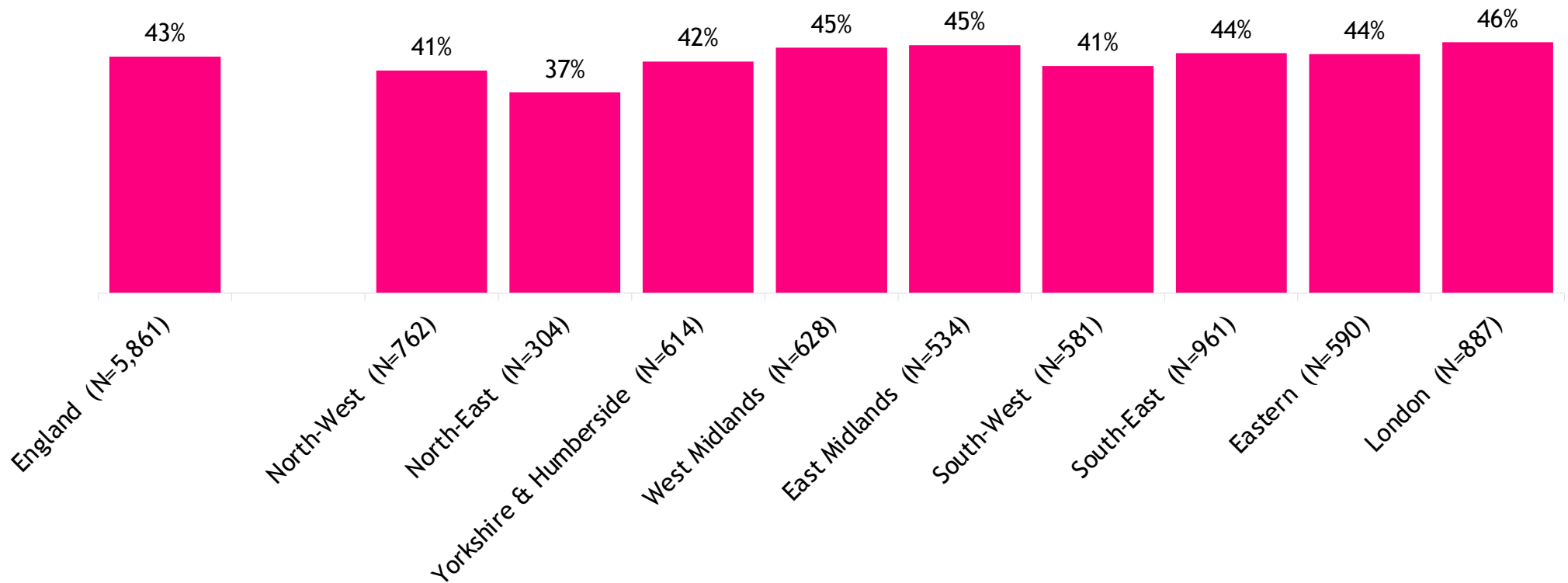


Which of the following do you think are most important in helping an area to level up?

Base: Respondents in each country and region

Those in North East England are the least likely to say that improved schools are the most important factor in helping an area to level up

The proportion of respondents in each region who say that improved schools are important in helping an area to level up



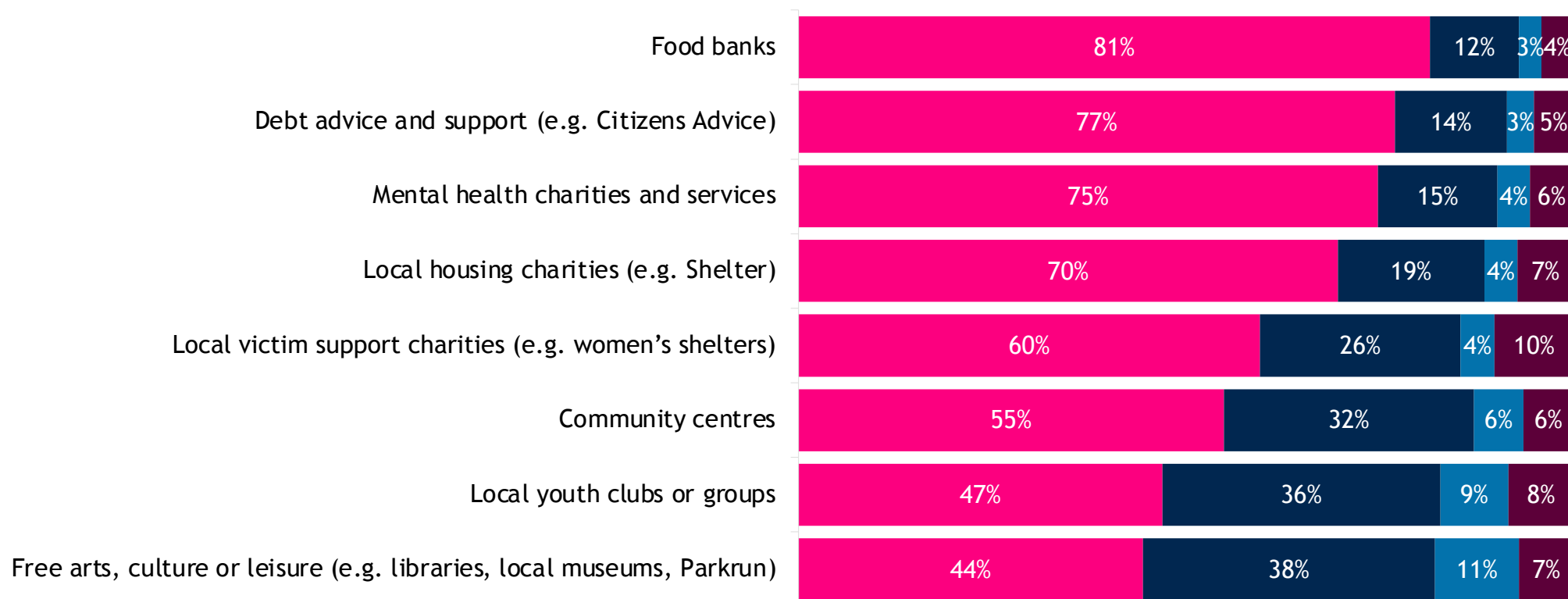
Which of the following do you think are most important in helping an area to level up?

Base: Respondents in each country and region

Around four in five respondents expect the demand for food banks and financial advice charities to increase as a result of the rising cost of living

The proportion of respondents who expect the following support services to be in demand as a result of the rising cost of living

■ Increase demand ■ Stay about the same ■ Decrease demand ■ Don't know



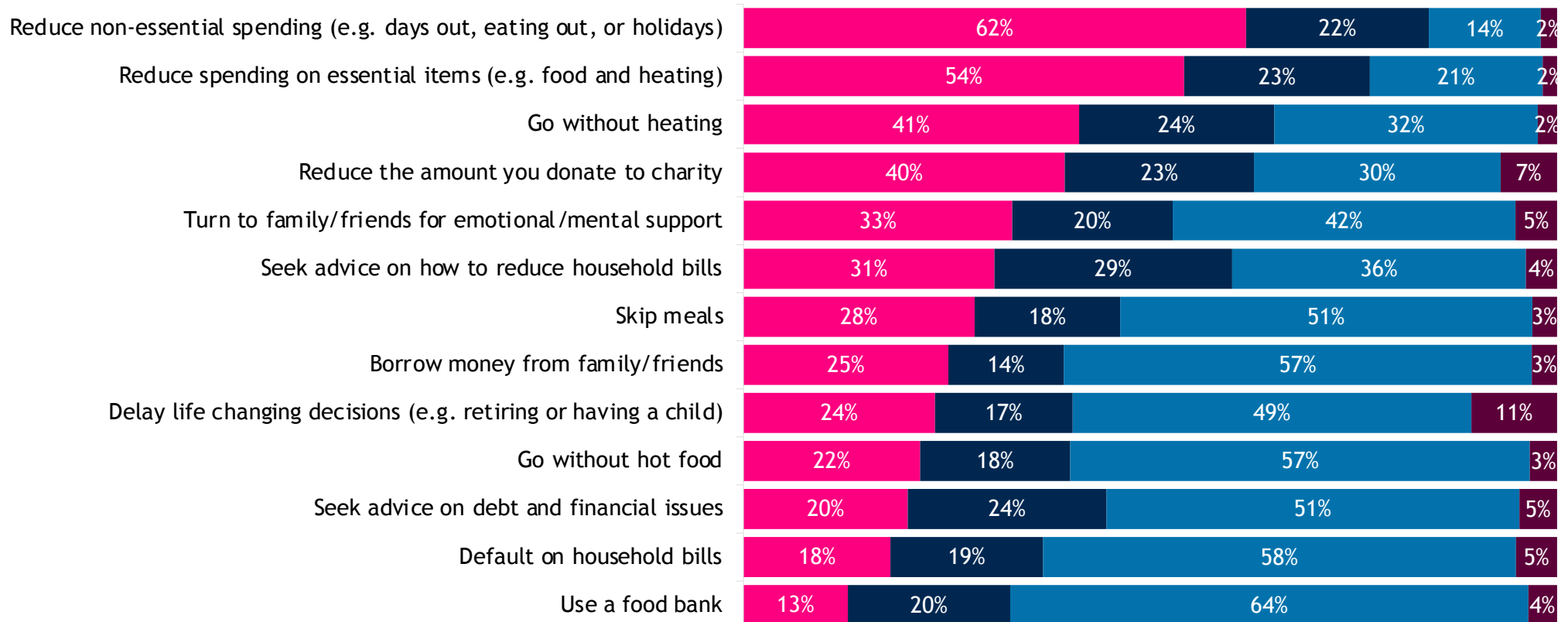
What impact, if any, do you think the rising cost of living will have on demand for the following community-based support services in your local community?

Base: All respondents (n=8968)

Over half of respondents have already reduced their spending with a further one in five expecting to do this in the next six months

The proportion of respondents who have done or plan to do the following as a result of the rising cost of living

■ I've already done this ■ I've not done this yet but will/may in the next six months ■ I've not done this and don't anticipate doing it in the future ■ Don't know



Which of the following, if any, have you done or do you plan to do as a result of the rising cost of living?

Base: All respondents (n=8968)

The National Lottery Community Fund is the largest funder of community activity in the UK.

We're proud to award money raised by National Lottery players to communities across England, Scotland, Wales and Northern Ireland, and to work closely with Government to distribute vital grants and funding from key Government programmes and initiatives.

Our funding has a positive impact and makes a difference to people's lives. We support projects focused on things that matter, including economic prosperity, employment, young people, mental health, loneliness and helping the UK reach net zero by 2050.

Thanks to the support of National Lottery players, our funding is open to everyone. We're privileged to be able to work with the smallest of local groups right up to UK-wide charities, enabling people and communities to bring their ambitions to life.

Find out more

Visit our website: tnlcommunityfund.org.uk

Email: pressoffice@tnlcommunityfund.org.uk

Call our advice line: 0345 4 10 20 30

Text Relay: 18001 plus 0345 4 10 20 30

May 2023



Monkstown Boxing Club, Northern Ireland